

Europe

Italy

CHINT Italia Investment Srl

Add: Via Bruno Maderna 7 30174 Venezia
Tel: +39 041.446614
Fax +39 041.5845900
E-mail: info@chint.it

Czech Republic

NOARK Electric Europe s.r.o.

Add: Sezemická 2757/2, 193 00 Prague 9
Tel: +420 226 203 120
Email: europe@noark-electric.com

Turkey

CHINT Turca Elektrik Sanayi VE Ticaret Anonim Sirketi

Add: Zumurtevlir Mahallesi Ural Sokak No. 22/18 NAS PLAZA B Block KAT 1, Maltepe, Istanbul
Tel: +90216 621 00 55
Fax: +90216 621 00 50
E-mail: fatura@chint.com.tr

Spain

CHINT Electrics S.L.

Add: Calle José Echegaray, Num 8.Parque Empresarial Las RozasEdificio 3, Planta Baja, Oficina 7-8.C.P: 28232 Las Rozas (Madrid)
Tel: +34 91 645 03 53
E-mail: info@chint.eu

Russia

ООО "Чинт Электрик"

Юридический адрес: 109544, г. Москва, б-р Энтузиастов, д. 2, этаж 10, ком.26
Фактический адрес: РФ, 109544, г. Москва, б-р Энтузиастов, д. 2
Тел: +7 (495) 540-61-41
Тел: +7 (800) 222-61-41
E-mail: info@chint.ru

North America

United States

NOARK Electric (USA) Inc

Add: 2188 Pomona Blvd., Pomona, CA 91768
Tel: 626-330-7007
Fax: 626-330-8035
E-mail: nasales@noark-electric.com

Mexico

CHINT SOLAR MEXICO S DE RL DE CV

Add: Miguel Cervantes Saavedra 169 Piso 11 Col. Granada Del. Miguel Hidalgo C.P. 11520 CDMX, México
Tel: +52 1-55-8881-6127
E-mail: marie.casillas@chint-mexico.com

Latin America

Brazil

CHINT Elétricos América do Sul Ltda

Add: Av. Paulista, 1765 - Edifício Scarpa-Conj.22
Bela Vista –CEP 01311-200-São Paulo- SP
Tel: 0055-11-3266-7654
E-mail: chintlatinamerica@chint.com

Peru

CHINT LATAM (PERU) S.A.C.

Add.: Av. Camino Real No.348, Torre El Pilar, Oficina 603, San Isidro, Lima 27, Peru
Tel.: +51 1 763 4917
Email: chintlatamperu@chint.com

West Asia & Africa

Egypt

CHINT Electrics (Egypt) Co., Ltd

Add: Building B16 - Smart village, Abu Rawash - Giza, Egypt
Tel: +20 1097173769
P.O BOX : 00202
Email: chinteg@chintglobal.com

Kenya

ZHENGTAI ELECTRICS(KENYA) CO., LIMITED

Add: OFFICE 1A, 8TH FLOOR, KISM TOWERS, LR No. 209/945/1- NGONG ROAD - NAIROBI, KENYA
Tel: +254113958911
Email: zhangyuans@chint.com

U.A.E

CHINT MIDDLE EAST AND AFRICA DMCC

Add: Unit No: 2101, 21085,2109 , Jumeirah business center 1, Cluster G, Jumeirah Lakes Towers, Dubai, UAE
Tel: +97145571532 P.O BOX: 337555
E-mail: global-sales@chint.com



CHINT GLOBAL PTE. LTD.
Building A3, 3655 SiXian Road,
Songjiang District, Shanghai, China

Tel: +86-21-5677 7777 Web: www.chintglobal.com
E-mail: global-sales@chintglobal.com

A CHINT COMPANY



CHNT

Empower the World



Low Voltage Brief Catalogue

ABOUT CHINT



CHINT A leading global provider of smart energy solutions

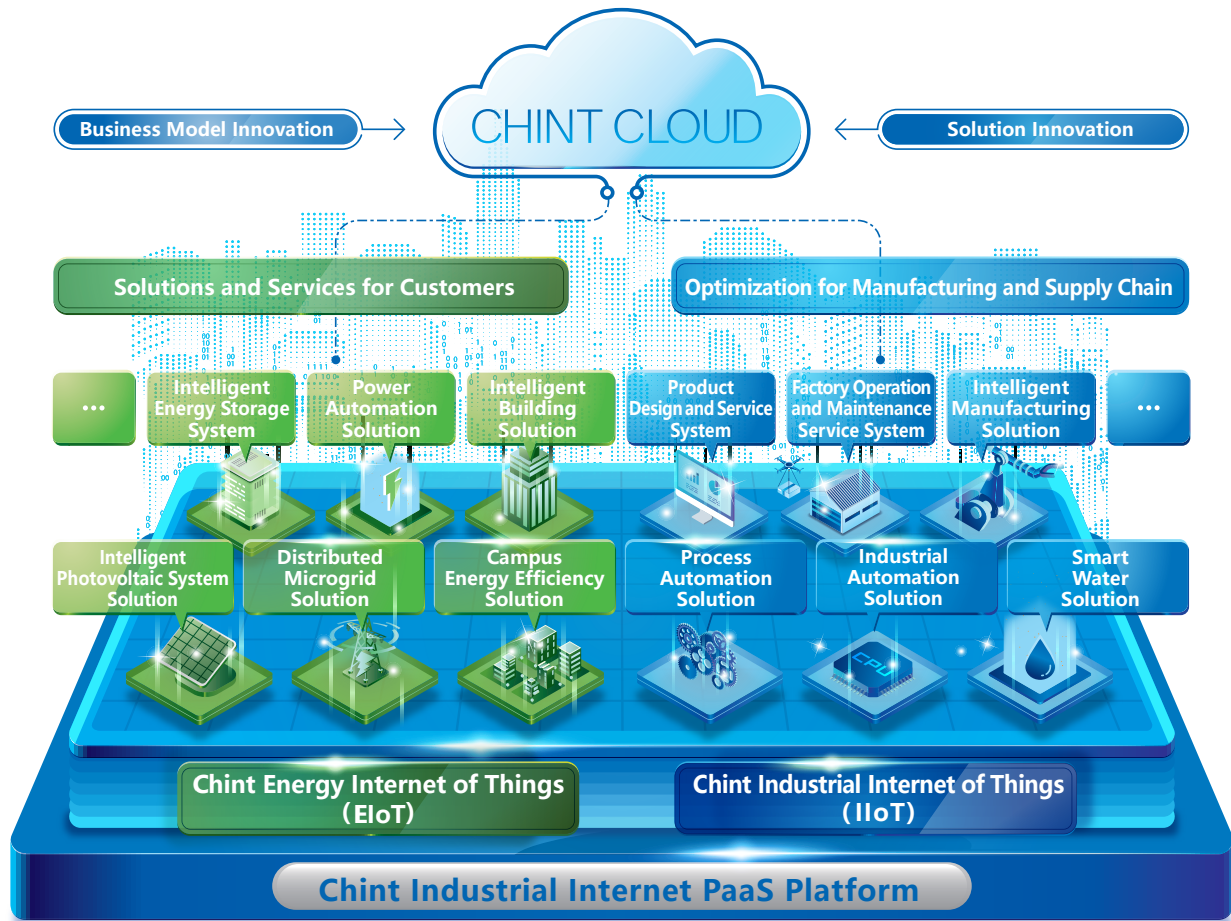
Founded in 1984, CHINT is a leading global provider of smart energy solutions. It is actively deploying “4+1” industrial sectors including smart electrics, green energy, industrial control and automation, smart home and incubator, forming an integrated whole industry chain of “power generation, storage, transmission, substation, distribution, sales and consumption”. And it boasts an extensive business network across over 140 countries and regions as well as more than 30,000 employees and an annual sales revenue of over USD 11.4 billion. CHINT has been ranking among China’s Top 500 companies for 18 consecutive years. Its subsidiary, CHINT Electrics is the first company in China with low-voltage electrics as its main business getting listed on the A-share market as one of the Top 50 Asian listed companies.

To comply with the trend of integrated development of modern energy, intelligent manufacturing and digital technology, CHINT has adopted “One Cloud & Two Nets” as the business strategy. CHINT Cloud fulfills digital application and services in both

internal and external as the platform of intelligent technology and data application. Based on the Industrial Internet of Things (IIoT), CHINT built an intelligent manufacturing system and realizes intelligent application in electrical industry. Relying on the Energy Internet of Things (EIoT), CHINT built its smart energy system and develops the regional EIoT mode.

Focusing on energy system of supply, storage, transmission, distribution and consumption, CHINT has core businesses of clean energy, energy distribution, big data and energy value-added services. Furthermore, CHINT pillar businesses include photovoltaic equipment, energy storage, power transmission & distribution, low-voltage apparatuses, intelligent terminals, software development and control automation. With developing into a platform-based enterprise, CHINT provides a package of energy solutions for public institutions, industrial & commercial users and end users, by building a regional smart energy operation ecosphere.

ONE CLOUD & TWO NETS STRATEGY



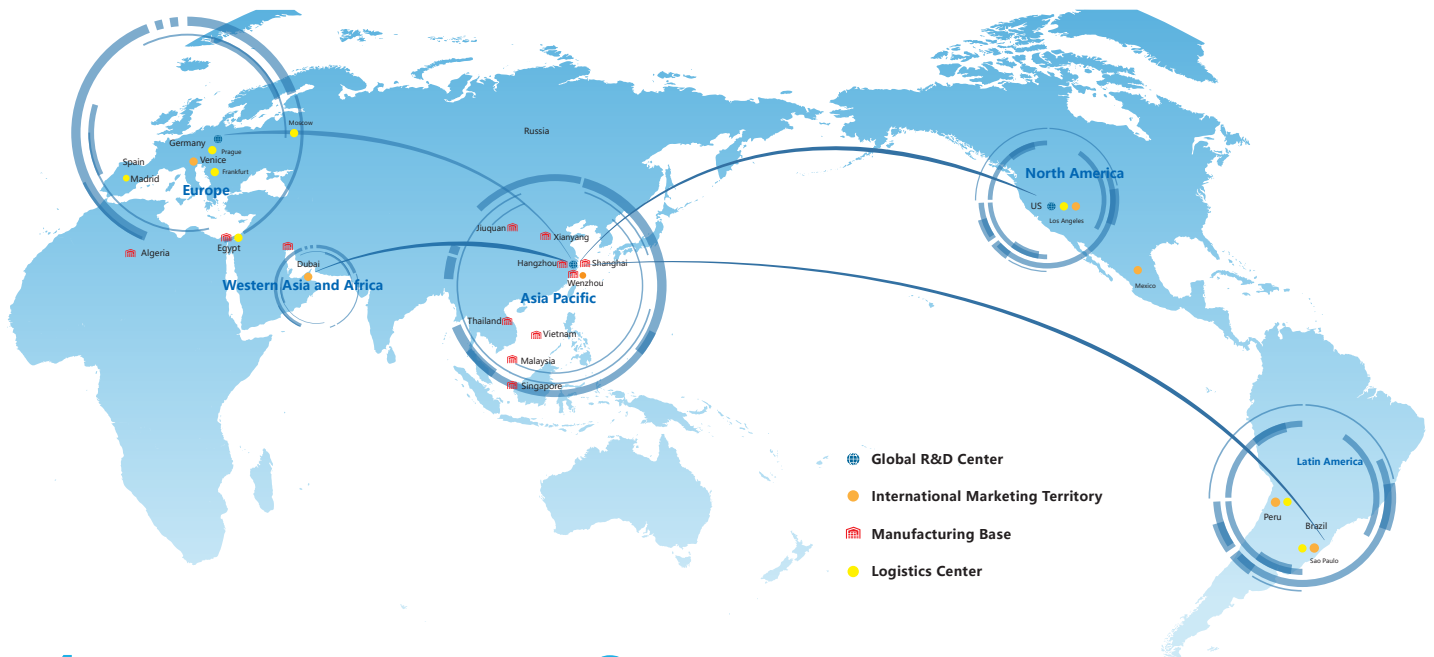
Energy system optimization is an inevitable trend against the background of resource shortage, environmental pollution and climate change – three challenges faced by global energy development. To keep in line with the trend, CHINT actively implements the business strategy of One Cloud & Two Nets, continuously promotes the deep integration of big data, IoT, AI and manufacturing industry in stages to become a platform-based enterprise, and leads the new direction of industry development.

As a medium of smart technology and data applications, CHINT Cloud connects corporate in-house manufacturing with operation and management data, realizing digital applications and services both internally and externally.

As a user-centric multi-energy complementary smart energy system, CHINT EIoT provides a package of energy solutions for governments, industrial & commercial users and end users. Its business includes Smart Energy Efficiency, Smart Power, Smart Home and Smart Clean Energy, etc.

As a smart manufacturing system based on corporate digital transformation, CHINT IIoT constitutes a flexible, high-efficiency and intelligent industrial system. Its business includes Intelligent Manufacturing, Intelligent Industry, Smart Water, Smart Heating, etc.

GLOBAL FOOTPRINT



4 International R&D Centers:
North America, Europe, Asia Pacific, North Africa

6 International Marketing Territories:
Asia Pacific, Western Asia and Africa, Europe, Latin America, North America, China

12 Manufacturing Bases:
China (Wenzhou, Hangzhou, Shanghai, Jiaxing, Xianyang, Ji'nan), Thailand, Singapore, Vietnam, Malaysia, Egypt and Algeria

20+ International Logistics Centers

22 Global Subsidiaries

2000+ Sales Companies

GLOBAL CAPACITY LAYOUT

The industrial manufacturing bases are mainly located in Wenzhou, Hangzhou, Shanghai, Jiaxing and Xianyang. Additionally, CHINIT has set up factories in Thailand, Egypt, Singapore, Vietnam, Malaysia, etc.



Egypt Production Base



Vietnam Production Base



Malaysia Production Base



Thailand Solar Power Production Base



Singapore Complete Electric Equipment Production Base



Shanghai Production Base



Hangzhou Production Base



Wenzhou Production Base



Jiaxing Production Base



Xianyang Production Base

R&D, QUALITY, SALES, LOGISTICS

By providing reliable products and service for clients, CHINT puts forward the concept "Great Quality." Quality control and upgrade is divided into four systems: scientific research, quality control, marketing service and logistics distribution. These methods and strategies make a comprehensive upgrade to product quality and services. Emphasis on "prevention first, continuous improvement" is the basis of an effective quality inspection system. Leading the management process of "Great Quality" in the production process controls each link of production accurately and realizes the institutional operation of quality improvement.

"Great Quality" is not just a slogan, but a belief rooted in each employee's work. High-quality and accuracy are the basic requirement. Starting from a routine operation by each staff to implementing a high-quality of production and service, CHINT is your most reliable partner.

Service Concept

Sincerely care for customers, quality creates value

Service Purpose

Innovative and progressive, satisfying the customers




Integrated Vertical R&D

By gathering the global industry elites to Provide safe and stable energy-saving green and advanced electric products.

5%

At least 5% of revenue is invested in research and development



Great Quality System

Ensuring flaw-free and trouble-free products, the multi-dimensional and multi-level control is conducted through procurement, inspection, quality control and certification.



One-stop Services

CHINT's concept is that it is not difficult to fulfill a high-quality logistics distribution at one time, while it is difficult to stay as accurate and prompt as the first-time. High-efficiency and high-precision accuracy are our requirement.



48-Hour Response

Providing end-to-end one-stop services for customers with complains, business consulting and technical support by solving problems immediately and including any possible problems in advance.



Low Voltage

Brief Catalogue

▶ **Modular DIN Rail Product** P-001

▶ **MCCB** P-045

▶ **ACB** P-055






▶ **Contactors, Relays, Starters** P-061

▶ **Pushbuttons & Indicator Lights & Buzzers** P-071

▶ **Inverter & Soft-Starter** P-077

Low Voltage

Brief Catalogue

 Relay	P-083
 LV Capacitor	P-103
 Low Voltage VT & AVR & CT & PT	P-107
 Switch Disconnecter, Fuse-switch Disconnecter, Changeover Switch	P-115
 Fuses, Travel Switches, Universal Change-over Switches, Connection Terminals	P-121

Modular Din Rail Products

Perfect Reliable choice





Modular DIN Rail Products

MCB



NB1-63
In: 1~63A
Icn=6000A

Page P-001



NB1-63H
In: 1~63A
10000A

Page P-001



eB
In: 1~63A
Icn=3000A,
4500A

Page P-002



NB1-63G
In: 1~63A

Page P-003



NBH8
In: 1~40A
Icn=4500A,
6000A

Page P-004



NXB-40
In=6~40A
Icu=4500A

Page P-005



NXB-63
In=1~63A
Icn=6000A

Page P-005



NXB-63H
In=1~63A
Icn=10000A

Page P-005



NXB-80
In=80A
Icn=6000A

Page P-006



NXB-125G
In=63A,80A,
100A,125A
Icn=10000A

Page P-006



NB8-63
In=1~63A
Icn=6000A

Page P-007



NB8-63H
In=1~63A
Icn=10000A

Page P-008



NB8-63M
In=1~63A
Icu=10000A

Page P-009



NB8-40J
In=1~40A
Icn=6000A

Page P-010

DC MCB



NB1-63DC
In: 1~63A
Icu=6000A

Page P-011



CB-60
In=1~63A
Icn=6KA

Page P-012



CB-125
In=63~125A
Icn=20KA

Page P-012

MCCB



DZ158
In: 63A, 80A,
100A, 125A
Icu=6kA, 10kA

Page P-013



NXB-125
In=63~125A
Icu=10000A

Page P-014

Modular DIN Rail Products

RCCB



NL1
A,AC,F type
In=20~100A

Page P-015



NL210
B type
In=25~63A

Page P-016



NXL-63
In=16~63A

Page P-017

RCBO



NB1L
Magnetic
type

Page P-018



NB1L-40/63
Magnetic
type

Page P-019



NB310L
Magnetic
type

Page P-020



NB2LE
Electronic
type

Page P-021



NB3LE
Electronic
type

Page P-022



NB3LEU
Electronic
type

Page P-023



NB3LEG-40
Electronic
type

Page P-024



NB4LE
Electronic
type

Page P-025



NBH8LE
Electronic
type

Page P-026



NB8LE-63M
In=6~63A
Icu=10000A

Page P-027



DZ158LE
Electronic
type

Page P-028



NXBLE-32
In=6~32A
Icu=6000A

Page P-029



NXBLE-40
In=6~40A
Icu=4500A

Page P-029



NXBLE-63
In=6~63A
Icu=6000A

Page P-029



NXBLE-63Y
In=6~63A
Icu=4500A

Page P-030



NXBLE-125
In=60~125A
Icu=7500A

Page P-030

Accessories for MCB, RCBO



XF9
Auxiliary
contact
For NB1,NBHB,
NB1L,NBH8LE
Page P-031



XF9J
Alarm auxiliary
contact
For NB1,NBHB,
NB1L,NBH8LE
Page P-031



S9
Shunt
release
For NB1,NBHB,
NB1L,NBH8LE
Page P-031



V9
Under-voltage
release
For NB1,NBHB,
NB1L,NBH8LE
Page P-031

Modular DIN Rail Products



AX-1
Auxiliary contact
For DZ158, DZ158LE
Page P-032



AX-5
Auxiliary contact
For NL1
Page P-032



OUVR-1
Self-recovery Protector
Page P-032



OUVR-2
Self-recovery Protector
Page P-032



OUVT-1
Over/under voltage release
For NB1 series



AX-X1
Auxiliary contacts
For NXB, NXBLE series
Page P-033



AL-X1
Alarm auxiliary contacts
For NXB, NXBLE series
Page P-033



SHT-X1
Shunt release
For NXB, NXBLE series
Page P-033



OVT-X1
Overvoltage release
For NXB, NXBLE series
Page P-033



UVT-X1
Under-voltage release
For NXB, NXBLE series
Page P-033



OUVT-X1
Over/under voltage release
For NXB, NXBLE series
Page P-034



AX-X3
Auxiliary contacts
For NXB-125, NXBLE-125
Page P-034



AL-X3
Alarm auxiliary contacts
For NXB-125, NXBLE-125 series
Page P-034



SHT-X3
Shunt release
For NXB-125, NXBLE-125 series
Page P-034



OVT-X3
Over-voltage release
For NXB-125, NXBLE-125 series
Page P-034



UVT-X3
Under-voltage release
For NXB-125, NXBLE-125 series
Page P-035



OUVT-X3
Over/under voltage release
For NXB-125, NXBLE-125 series
Page P-035

Switch Disconnector



NH2
In=32A, 63A, 100A, 125A
Page P-035



NH4
In=32A, 40A, 63A, 80A, 100A, 125A;
Page P-036



NXHB-125
In=20~125A
Page P-036

Modular DIN Rail Products

Change-over Switch

**NZK1**

Page P-037

**NZK2**

Page P-037

Surge Arrester

**NU6- II**

Page P-038

**NU6- III**

Page P-038

**NU6- II G**

Page P-039

**NXUI+II**

Page P-040

Pushbutton & Indicator

**NP9**

Pushbutton

Page P-041

**ND9**Indicator
light

Page P-041

Consumer Unit

**NX8**

Page P-042

**NX2**

Page P-042

**NXW1**


Page P-042

Wall Mounting Enclosure

**NXW5**

Page P-043

Busbar

**CBB-2
Busbar**

Page P-044



NB1-63 6kA



NB1-63H 10kA

NB1-63(H) Miniature Circuit Breaker

1. General

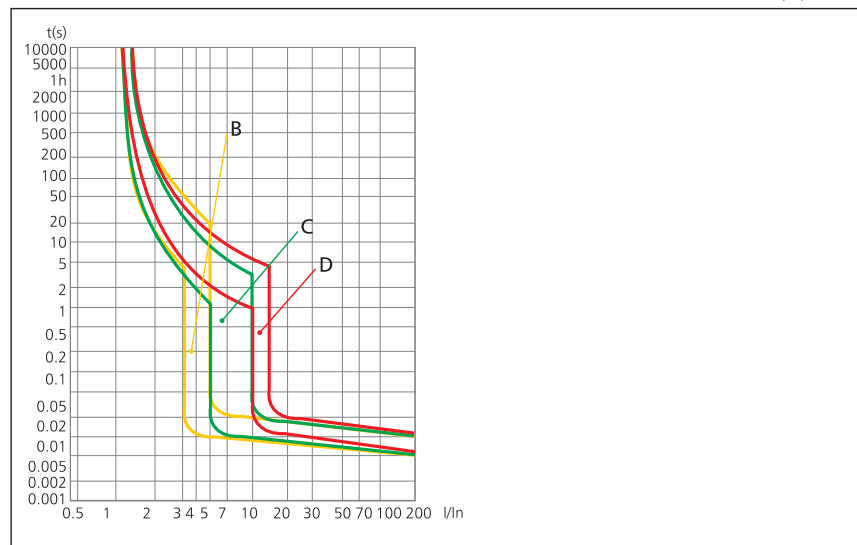
- Short circuit protection
- Overload protection
- Switch
- Isolation
- Contact position indicator
- Advanced current-limit technology
- Heat dissipation gap for better cooling
- Extendable DIN-rail holder for easy installation

2. Technical features

Standard		IEC/EN 60898-1	IEC/EN 60947-2	UL1077	
Rated current In	A	1, 2, 3, 4, 6, 10, 13, 16, 20, 25, 32, 40, 50, 63		1, 2, 3, 4, 6, 10, 13, 16, 20, 25, 32, 40, 50, 63	
Poles		1P, 1P+N, 2P, 3P, 3P+N, 4P	1P, 2P, 3P, 4P	1P, 2P, 3P, 4P	1P, 2P
Rated voltage Ue	V	230/400~240/415		277/480	110/125
Rated frequency	Hz	AC 50/60			DC
Rated breaking capacity	A	6000/10000	6000	5000	10000
Energy limiting class		3			
Rated impulse withstand voltage (1.2/50) Uimp	V	6000			
Thermo-magnetic release characteristic		B, C, D	(8-12)In	B, C, D	(4-7)In, (7-15)In
Electrical life		4,000			
Mechanical life		20,000			
Mounting		On DIN rail EN 60715 (35mm) by means of fast clip device			
Connection		From top and bottom			
Auxiliary contact		Yes			
Shunt release		Yes			
Under voltage release		Yes			
Alarm contact		Yes			

3. Curve

B, C, D curve



eBCeBeBG Miniature Circuit Breaker

1. General

- Short circuit protection
- Overload protection
- Switch
- Isolation
- Economic type breaker
- High cost-effective

2. Technical features

Standard		IECEN 60898-1	IECEN 60947-2
Rated current In	A	1, 2, 3, 4, 5, 6, 10, 15, 16, 20, 25, 32, 40, 50, 63	
Poles		1P, 2P, 3P, 4P	
Rated voltage Ue	V	230/400~240/415	
Rated frequency	Hz	50/60	
Rated breaking capacity	kA	3 (1A~63A) eBC 4.5 (1A~63A) eB 6 (B,C 1~40A) eBG	
Rated impulse withstand voltage(1.2/50)Uimp	V	4,000	
Thermo-magnetic release characteristic		B,C,D	(8-12)In
Electrical life		4,000	
Mechanical life		10,000	
Terminal connection type		Cable/Pin-type busbar	
Mounting		On DIN rail EN 60715(35mm) by means of fast clip device	
Connection		From top and bottom	



eBC

CE
TUV
UK CA
SAA

CCC
CCC



eB

CCC
CCC
CCC
CCC



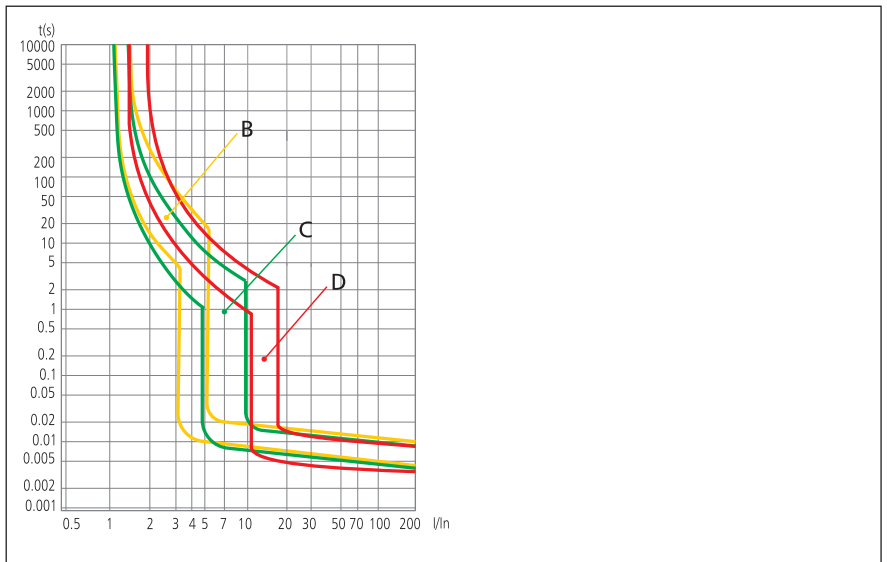
eBG

CE
TUV
UK CA
CCC

CCC
CCC
CCC
CCC

3. Curve

B, C, D curve





NB1-63G

NB1-63G Miniature Circuit Breaker

1. General

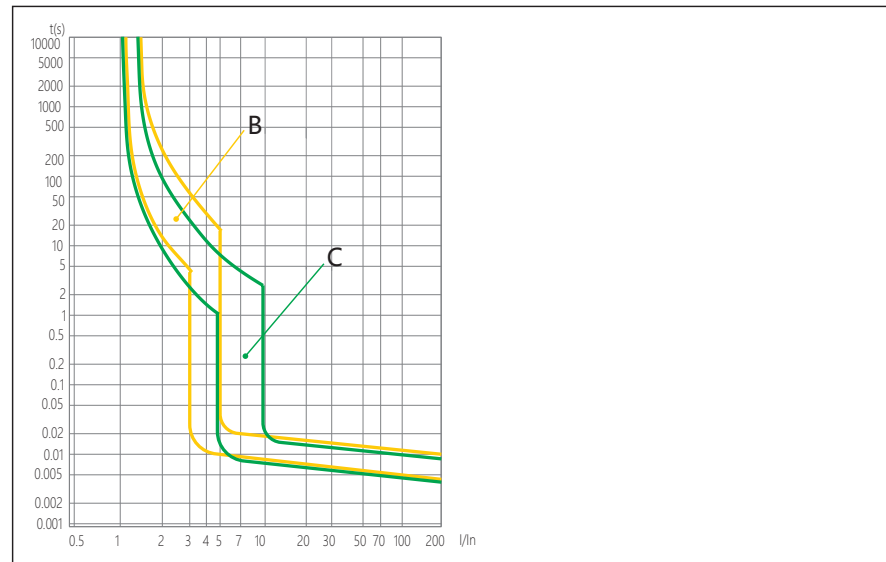
- Short circuit protection
- Overload protection
- Switch
- Isolation
- Various wiring solutions: U-type/pin-type/Comb-type Busbar/Cable

2. Technical features

Standard		IEC/EN 60898-1
Rated current I_n	A	1, 2, 3, 4, 6, 10, 13, 16, 20, 25, 32, 40, 50, 63
Poles		1P, 2P, 3P, 4P
Rated voltage U_e	V	230/400
Rated frequency	Hz	50/60
Rated breaking capacity	A	6000
Rated impulse withstand voltage(1.2/50) U_{imp}	V	4000
Thermo-magnetic release characteristic		B, C
Electrical life		4,000
Mechanical life		20,000
Mounting		On DIN rail EN 60715 (35mm) by means of fast dip device
Connection		From top and bottom

3. Curve

B, C curve





NBH8

NBH8 Miniature Circuit Breaker

1. General

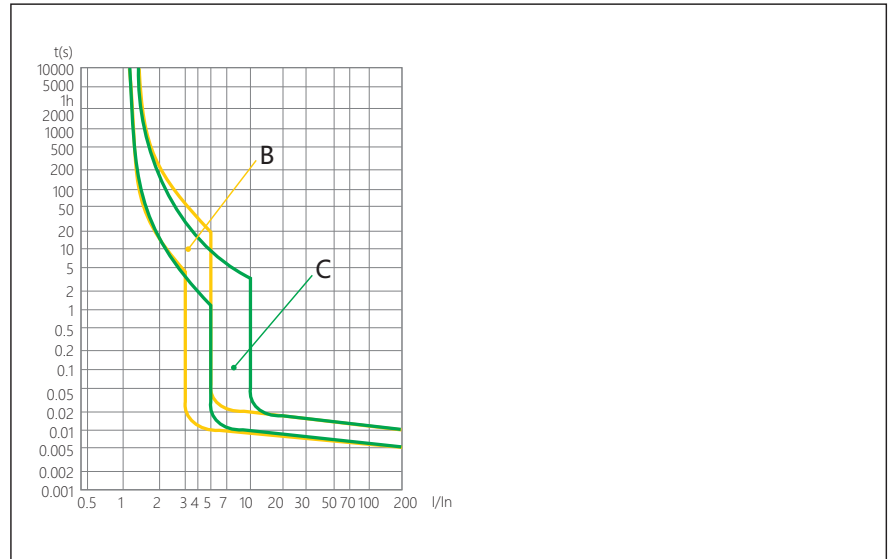
- Short circuit protection
- Overload protection
- Switch
- Isolation
- 1P+N in one module.
- Contact position indicator

2. Technical features

Standard		IEC/EN 60898-1
Rated current In	A	1, 2, 3, 4, 6, 10, 16, 20, 25, 32, 40
Poles		1P+N
Rated voltage Ue	V	230~240
Thermo-magnetic release characteristic		B, C
Rated frequency	Hz	50/60
Rated breaking capacity	A	4500/6000
Rated impulse withstand voltage(1.2/50) Uimp	V	4000
Electrical life		8, 000
Mechanical life		20, 000
Mounting		On DIN rail EN 60715 (35mm) by means of fast clip device
Terminal connection type		Cable/Pin-type busbar
Auxiliary contact		Yes
Shunt release		Yes
Under voltage release		Yes
Alarm contact		Yes

3. Curve

B, C curve





NXB-40



NXB-40 Miniature Circuit Breaker

- Compliant standards: IEC60898-1
- Rated current: 6A, 10A, 16A, 20A, 25A, 32A, 40A
- Rated voltage: 240
- Frequency: 50/60Hz
- Electromagnetic release type: C, D
- Number of poles: 1P+N
- Mechanical life: 20000 cycles
- Electrical life: 10000 cycles
- Rated short-circuit breaking capacity(Icu): 4500A
- Short-circuit breaking capacity(Ics): 4500A
- Rated impulse withstand voltage(Uimp): 4kV



NXB-63



NXB-63 Miniature Circuit Breaker

- Compliant standards: IEC60898-1
- Rated current: 1A,2A, 3A, 4A, 6A, 10A, 16A, 20A, 25A, 32A, 40A, 50A, 63A
- Rated voltage: 240/415V
- Frequency: 50/60Hz
- Electromagnetic release type: B, C, D
- Number of poles: 1P, 1P+N, 2P, 3P, 3P+N, 4P
- Mechanical life: 20000 cycles
- Electrical life: 10000 cycles
- Rated short-circuit breaking capacity(Icu): 6000A
- Short-circuit breaking capacity (Ics): 6000A
- Rated impulse withstand voltage (Uimp): 4kV
- Protection of circuits against short-circuit currents, overload currents, switch, isolation



NXB-63H



NXB-63H Miniature Circuit Breaker

- Compliant standards: IEC60898-1
- Rated current: 1A, 2A, 3A, 4A, 6A, 10A, 16A, 20A, 25A, 32A, 40A, 50A, 63A
- Rated voltage: 240/415V
- Frequency: 50/60Hz
- Electromagnetic release type: B, C, D
- Number of poles: 1P, 1P+N, 2P, 3P, 3P+N, 4P
- Mechanical life: 20000 cycles
- Electrical life: 10000 cycles
- Rated short-circuit breaking capacity: 10000A
- Short-circuit breaking capacity: 7500A
- Rated impulse withstand voltage (Uimp): 4kV
- Protection of circuits against short-circuit currents, overload currents, switch, isolation



NXB-80



NXB-80 Miniature Circuit Breaker

- Compliant standards: IEC60898-1
- Rated current: 80A
- Rated voltage: 240/415V
- Frequency: 50/60Hz
- Electromagnetic release type: B, C, D
- Number of poles: 1P, 1P+N, 2P
- Mechanical life: 20000 cycles
- Electrical life: 10000 cycles
- Rated short-circuit breaking capacity: 6KA
- Short-circuit breaking capacity: 6KA
- Rated impulse withstand voltage (Uimp): 4kV
- Protection of circuits against short-circuit currents, overload currents, switch, isolation



NXB-125G

NXB-125G

1. General

- Compliant standards: IEC/EN60898-1
- Rated current: 63A, 80A, 100A(1P, 2P, 3P, 4P), 125A(1P, 2P) ;
- Rated voltage: 230V ~ (1P), 400V~ (2P, 3P, 4P);
- Frequency: 50/60Hz
- Electromagnetic release type: B, C, D;
- Number of poles: 1P, 2P, 3P, 4P;
- Mechanical life: 20000 cycles;
- Electrical life: 6000 cycles ($I_n \leq 100A$); 4000 cycles ($I_n > 100A$);
- Rated short-circuit breaking capacity(I_{cn}): 10kA;
- Short-circuit breaking capacity(I_{cs}): 7.5kA;
- Rated impulse withstand voltage(U_{imp}): 4kV;



NB8-63

NB8-63

1. General

1.1 Function

protection of circuits against short-circuit currents, protection of circuits against overload currents, switch, isolation. NB8 -63 circuit-breakers are used in domestic installation, as well as in commercial and industry electrical distribution systems.

1.2 Selection

Technical data of the network at the point considered: short-circuit current at the circuit-breaker installation point, which must always be less than the breaking capacity of this device, network normal voltage.

Tripping curves:

B curve (3-5In)

protection for people and big length cables in TN and IT systems.

C curve (5-10In)

protection for resistive and inductive loads with low inrush current.

D curve(10-16In)

protection for circuits which supply loads with high inrush current at the circuit closing (LV/LV transformers, breakdown lamps).

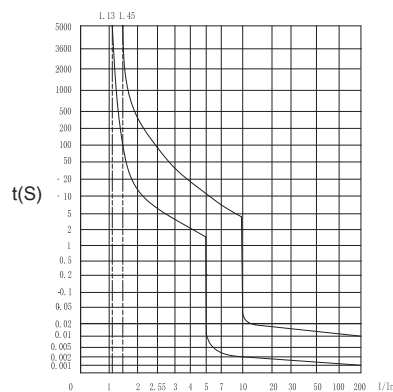
1.3 Certificate

CE

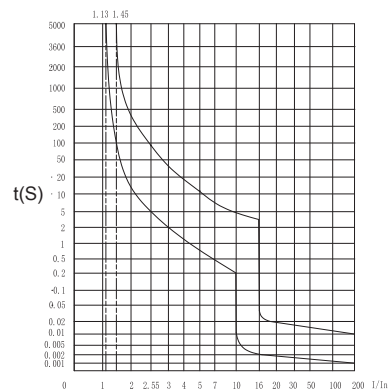
2. Technical features

Standard		IEC 60898-1
Rated current In	A	1, 2, 3, 4, 6, 10, 16, 20, 25, 32, 40, 50, 63
Rated voltage Ue	V	230 / 400
Rated frequency	Hz	50
Poles		1P, 1P+N, 2P, 3P, 3P+N, 4P
Thermo-magnetic release characteristic		B(3-5In), C(5-10In), D(10-16In),
Mechanical life		20,000
Electrical life		10,000
Rated breaking capacity	A	6000
Insulation voltage Ui	V	500
Rated impulse withstand voltage (1.2/50) Uimp	KV	6

3. Curve



C curve (5~10In)



D curve (10~16In)



NB8-63H

NB8-63H

1. General

1.1 Function

Protection of circuits against short-circuit currents, protection of circuits against overload currents, switch, isolation. NB8 -63H circuit-breakers are used in domestic installation, as well as in commercial and industry electrical distribution systems.

1.2 Selection

Technical data of the network at the point considered: short-circuit current at the circuit-breaker installation point, which must always be less than the breaking capacity of this device, network normal voltage.

Tripping curves:

B curve (3-5In)

protection for people and big length cables in TN and IT systems.

C curve (5-10In)

protection for resistive and inductive loads with low inrush current.

D curve(10-16In)

protection for circuits which supply loads with high inrush current at the circuit closing (LV/LV transformers, breakdown lamps).

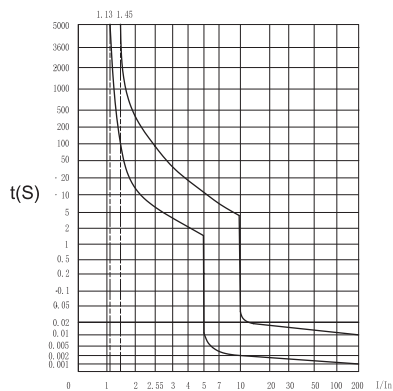
1.3 Certificate

CE

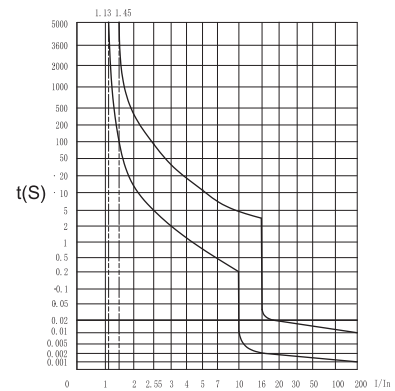
2. Technical features

Standard	IEC 60947-2	
Rated current In	A	1, 2, 3, 4, 6, 10, 16, 20, 25, 32, 40, 50, 63
Rated voltage Ue	V	230 / 400
Rated frequency	Hz	50
Poles		1P, 1P+N, 2P, 3P, 3P+N, 4P
Thermo-magnetic release characteristic		B(3-5In), C(5-10In), D(10-16In),
Mechanical life		20,000
Electrical life		10,000
Rated breaking capacity	A	10,000
Insulation voltage Ui	V	500
Rated impulse withstand voltage (1.2/50) Uimp	KV	6

3. Curve



C curve (5~10In)



D curve (10~16In)



NB8-63M

NB8-63M

1. General

1.1 Function

protection of circuits against short-circuit currents, switch, isolation. NB8 -63M circuit-breakers are used in domestic installation, as well as in commercial and industry electrical distribution systems.

1.2 Selection

Technical data of the network at the point considered: short-circuit current at the circuit-breaker installation point, which must always be less than the breaking capacity of this device, network normal voltage.

Tripping curves:

C curve (6.4In-9.6In)

protection for resistive and inductive loads with low inrush current.

D curve(9.6-14.4In)

protection for circuits which supply loads with high inrush current at the circuit closing (LV/LV transformers, breakdown lamps).

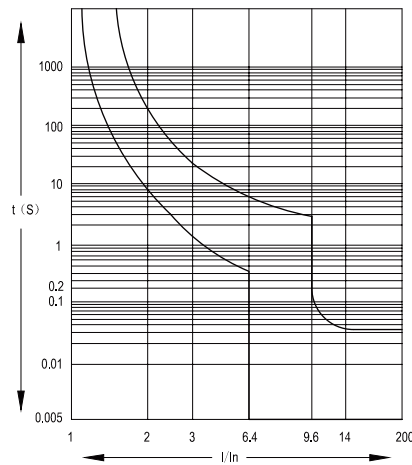
1.3 Certificate

CE

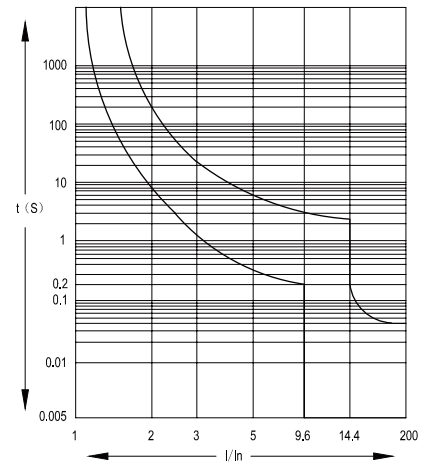
2. Technical features

Standard		IEC 60947-2
Rated current In	A	1, 2, 3, 4, 6, 10, 16, 20, 25, 32, 40, 50, 63
Rated voltage Ue	V	230/400
Rated frequency	Hz	50
Poles		1P, 2P, 3P, 4P
Thermo-magnetic release characteristic		C(6.4-9.6In), D(9.6-14.4In)
Mechanical life		20,000
Electrical life		10,000
Rated breaking capacity	A	10,000
Insulation voltage Ui	V	500
Rated impulse withstand voltage (1.2/50) Uimp	KV	6

3. Curve



C curve (6.4In~9.6In)



D curve (9.6In~14.4In)



NB8-63H

NB8-40J

1. General

1.1 Function

Protection of circuits against short-circuit currents, protection of circuits against overload currents, switch, isolation. NB8 -40J circuit-breakers are used in domestic installation, as well as in commercial and industry electrical distribution systems.

1.2 Selection

Technical data of the network at the point considered: short-circuit current at the circuit-breaker installation point, which must always be less than the breaking capacity of this device, network normal voltage.

Tripping curves:

B curve (3-5I_n)

protection for people and big length cables in TN and IT systems.

C curve (5-10I_n)

protection for resistive and inductive loads with low inrush current.

D curve(10-16I_n)

protection for circuits which supply loads with high inrush current at the circuit closing (LV/LV transformers, breakdown lamps)

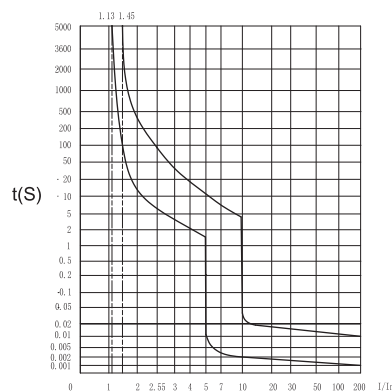
1.3 Certificate

CE

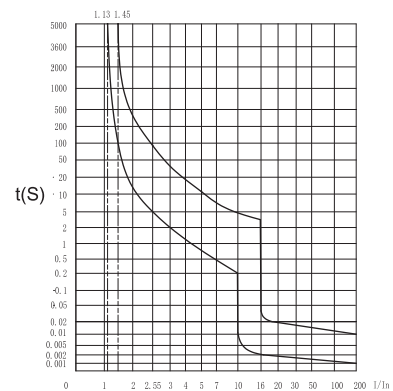
2. Technical features

Standard		IEC 60898-1
Rated current I _n	A	1, 2, 3, 4, 6, 10, 16, 20, 25, 32, 40
Rated voltage U _e	V	230 / 400
Rated frequency	Hz	50
Poles		1P, 2P, 3P, 4P
Thermo-magnetic release characteristic		B(3-5I _n), C(5-10I _n), D(10-16I _n)
Mechanical life		15,000
Electrical life		10,000
Rated breaking capacity	A	4500(D),6000(B,C)
Insulation voltage U _i	V	500
Rated impulse withstand voltage (1.2/50) U _{imp}	KV	4

3. Curve



C curve(5~10In)



D curve(10~16In)



NB1-63DC

NB1-63DC DC Circuit Breaker

1. General

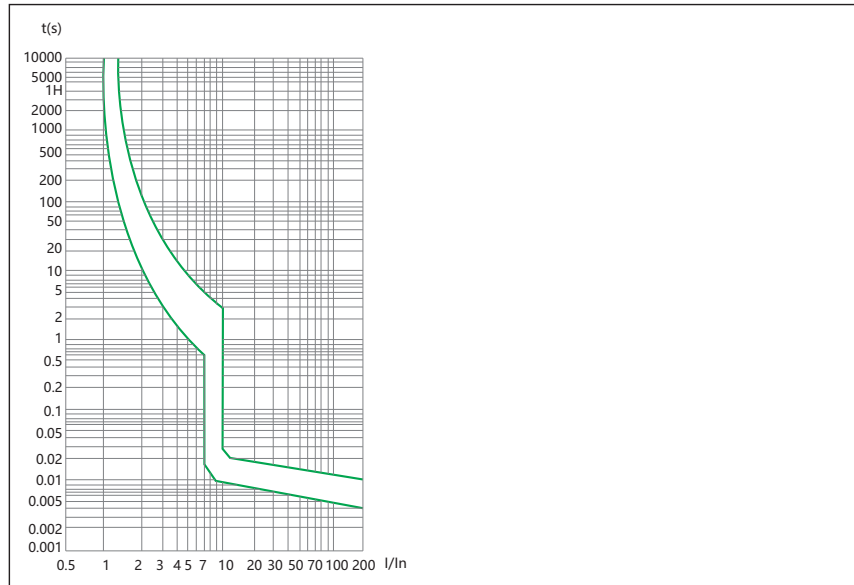
- Excellent breaking capacity
- Double connection function of lead wire and bus bar
- Stored energy operation, fast closing, long service life
- Convenient installation, disassembly
- Contact on-off indication, higher security
- Green environmental protection and energy saving

2. Technical features

Standard		IEC/EN 60947-2
Rated current I_n	A	1, 2, 3, 4, 6, 10, 13, 16, 20, 25, 32, 40, 50, 63
Poles		1P, 2P, 4P
Rated voltage U_e	V	1P: 250V; 2P: 500V; 4P: 1000V
Electrical life		1,500
Mechanical life		20,000

3. Curve

C curve





CB-60

CB-60 DC Circuit Breaker

1. General

Compliant standards: IEC/EN 60898-2, IEC/EN60898-1, EN60947-2

Rated current: 1A, 2A, 3A, 4A, 6A, 10A, 16A, 20A, 25A, 32A, 40A, 50A, 63A

Rated voltage: DC60/110(1P),DC80/125/220(2P);

Electromagnetic release type: B, C ;

Number of poles: 1P, 2P;

Mechanical life: 20000 cycles;

Electrical life: 10000 cycles

Rated short-circuit breaking capacity(Icn): 6kA;



CB-125

CB-125 DC Circuit Breaker

1. General

Compliant standards: EN60947-2;

Rated current: 63A, 80A, 100A, 125A;

Rated voltage: DC60/110(1P),DC80/125/220(2P);

Number of poles: 1P, 2P;

Mechanical life: 20000 cycles;

Electrical life: 8000 cycles

Rated short-circuit breaking capacity(IcU): 20kA;



DZ158

DZ158 Moulded Case Circuit Breaker

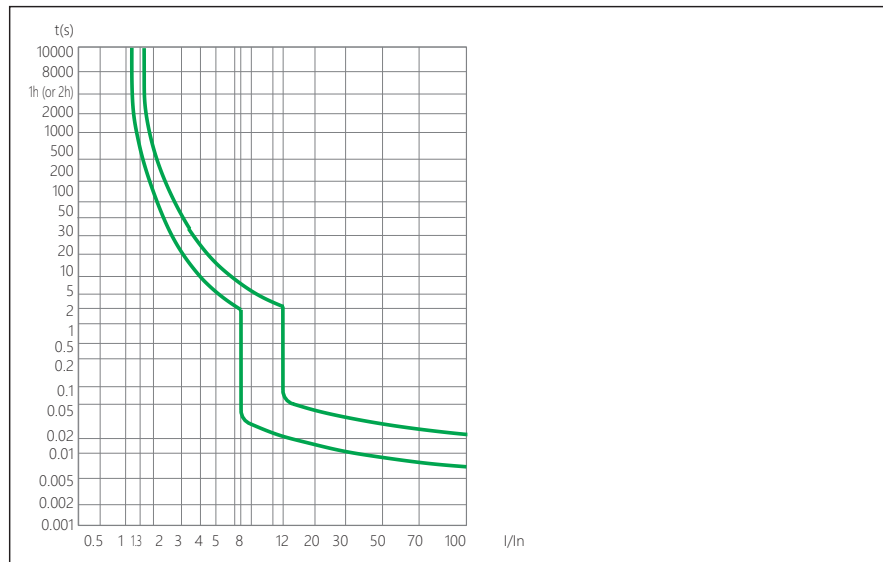
1. General

- Short circuit protection
- Overload protection
- Switch
- Isolation
- Contact position indicator

2. Technical features

Standard		IEC/EN 60947-2
Rated current I_n	A	63, 80, 100, 125
Poles		1P, 2P, 3P, 4P
Rated voltage U_e	V	230/400~240/415
Rated frequency	Hz	50
Rated breaking capacity	kA	6/10
Rated impulse withstand voltage(1.2/50) U_{imp}	V	4000
Thermo-magnetic release characteristic		(8-12) I_n
Electrical life		1,500 ($I_n=63A, 80A, 100A$) 1,000 ($I_n=125A$)
Mechanical life		8,500 ($I_n=63A, 80A, 100A$) 7,000 ($I_n=125A$)
Mounting		On DIN rail EN 60715 (35mm) by means of fast clip device
Connection		From top and bottom

3. Curve





NXB-125

NXB-125

1. General

Compliant standards: IEC/EN60947-2

Rated current: 63A, 80A, 100A(1P, 2P, 3P, 4P), 125A(1P, 2P) ;

Rated voltage: 230V ~ (1P), 400V ~ (2P, 3P, 4P);

Frequency: 50/60Hz

Electromagnetic release type:C: 8In, D:12In

Number of poles: 1P, 2P, 3P, 4P;

Mechanical life: 20000 cycles;

Electrical life: 6000 cycles ($I_n \leq 100A$); 4000 cycles ($I_n > 100A$);

Rated short-circuit breaking capacity(Icu): 10kA;

Short-circuit breaking capacity(Ics): 7.5kA;

Rated impulse withstand voltage(Uimp): 4kV;

NL1

1. General

1.1 Function

Protect people against indirect contacts and additional protection against direct contacts. Protect installations against fire hazard due to insulation faults. Residual current circuit breakers are used in housing, tertiary sector and industry.

1.2 Detectable wave form

AC class

Tripping is ensured for slowly increasing sinusoidal AC residual currents.

A class

Tripping is ensured for sinusoidal AC residual currents and for pulsed DC residual currents, whether applied suddenly or increasing slowly.

S, G/SI class

Tripping is ensured not only for sinusoidal AC residual currents but also for pulsed DC residual currents whether applied suddenly or increasing slowly. S, G/SI type with filters against spurious tripping caused by harmonics and transient surges.

1.3 Tripping sensitivity

10mA - precision instrument leakage protection and bathroom use.

30mA - additional protection against direct contact.

100mA - co-ordinated with the earth system according to the formula $I\Delta n < 50/R$, to provide protection against indirect contacts;

300mA/500mA - protection against indirect contacts, as well as fire hazard.

Tripping time

Instantaneous

It ensures instantaneous tripping (without time-delay).

Short time delay

It ensures any tripping at least 10ms.

Selective


It ensures total discrimination with a nonselective RCD placed downstream With the impact of 8/20us surge 3000A, this high immunity RCCB will still be in stable status.



NL1

NL1

2. Technical features

	Standard	IEC/EN 61008-1				IEC/EN 62423 & IEC/EN 61008-1	
Electrical features	Type (wave form of the earth leakage sensed)	AC, A	AC-G,A-G,A-SI	AC,A	AC-S,A-S	F	
	Rated current I _n	A	25, 40, 63	25, 40, 63	80,100	63,80,100	25,40,63
	Poles		1P+N, 3P+N				
	Rated voltage U _e	V	230/400~240/415				
	Rated sensitivity I _{Δn}	A	0.01for1P+N 25A, 0.03, 0.1, 0.3, 0.5	0.03, 0.1, 0.3	0.03, 0.1, 0.3	0.1, 0.3	0.03, 0.1, 0.3
	Insulation voltage U _i	V	500				
	Rated residual making and breaking capacity I _{Δm}	A	500 (I _n =25A/40A) 630 (I _n =63A)	500 (I _n =25A/40A) 630 (I _n =63A)	1000 (I _n =80A/100A)	1000(I _n =63A/80A/100A)	500 (I _n =25A/40A) 630 (I _n =63A)
	Short-circuit current I _{nc} =I _{Δc}	A	6000/10000				10000
	SCPD fuse	A	 10000				
	break time under I _{Δn}	s	≤ 0.1(Normal type), 10ms~300ms(G type). 150ms~500ms(S type)				
	Rated frequency	Hz	50/60				
	Rated impulse withstand voltage(1.2/50) U _{imp}	V	6000				
	Dielectric test voltage at ind. Freq. for 1 min	kV	2				
Pollution degree		2					



NL210

NL210 Residual Current Operated Circuit Breaker without over-current protection

1. General

- protect people against indirect contacts and additional protection against direct contacts.
- protect installations against fire hazard due to insulation faults.

2. Detectable wave form

- B Class
Tripping is ensured for sinusoidal AC residual currents pulsed DC residual currents, alternating residual sinusoidal currents up to 1000Hz, pulsating direct residual currents and for smooth direct residual currents, whether applied suddenly or increasing slowly.

3. Tripping sensitivity

30mA-additional protection against direct contact.

4. Tripping time

- Instantaneous
It ensures instantaneous tripping (without time-delay).

5. Fault current indicator

6. Technical features

Standard		IEC/EN 61008-1
Type (wave form of the earth leakage sensed)		B
Rated current I_n	A	25, 40, 63
Poles		4P
Rated voltage U_e	V	400
Rated sensitivity $I_{\Delta n}$	A	0.03
Short-circuit current $I_{cn}=I_{\Delta c}$	A	10000
Electrical life		2, 000
Mechanical life		10000
Terminal connection type		Cable/U-type busbar/Pin-type busbar
Mounting		On DIN rail EN 60715 (35mm) by means of fast clip device
Connection		From top and Bottom



NXL-63



NXL-63

NXL-63

1. General

1.1 Function

Control electric circuits.

Protect people against indirect contacts and additional protection against direct contacts.

Protect installations against fire hazard due to insulation faults. Residual current circuit breakers are used in housing, tertiary sector and industry.

1.2 Selection

Detectable wave form

AC class Tripping is ensured for slowly increasing sinusoidal AC residual currents.

A class Tripping is ensured for sinusoidal AC residual currents and for pulsed DC residual currents, whether applied suddenly or increasing slowly.

Tripping sensitivity

10mA - precision instrument leakage protection and bathroom use.

30mA - additional protection against direct contact.

300mA - protection against indirect contacts, as well as fire hazard.

Tripping time Instantaneous

It ensures instantaneous tripping (without time-delay)

2. Technical features

	Standard	IEC/EN 61008-1
Electrical features	Type (wave form of the earth leakage sensed)	AC, A
	Rated current I_n	A 16, 25, 32, 40, 63
	Poles	1P+N, 3P+N
	Rated voltage U_e	V 230/400~240/415, 110/200~127/220
	Rated sensitivity $I_{\Delta n}$	A 0.01 (Only for 1P+N 16A, 25A), 0.03, 0.3
	Insulation voltage U_i	V 500
	Rated residual making and breaking capacity $I_{\Delta m}$	A 500 ($I_n=16A/25A/32A/40A$) 630 ($I_n=63A$)
	Short-circuit current $I_{nc}=I_{\Delta c}$	A 6000/1000 0
	SCPD fuse	A 10000
	break time under $I_{\Delta n}$	s ≤ 0.1
	Rated frequency	Hz 50/60
	Rated impulse withstand voltage(1.2/50) U_{imp}	V 6000
	Dielectric test voltage at ind. Freq. for 1 min	kV 2
	Pollution degree	2
Mechanical features	Electrical life	2, 000
	Mechanical life	2, 000
	Fault current indicator	Yes
	Protection degree	IP20
	Ambient temperature (with daily \leq average 35°C)	°C -5...+40
Storage temperature	°C -25...+70	



NB1L

NB1L Residual Current Operated Circuit Breaker with Over-current Protection (Magnetic)

1. General

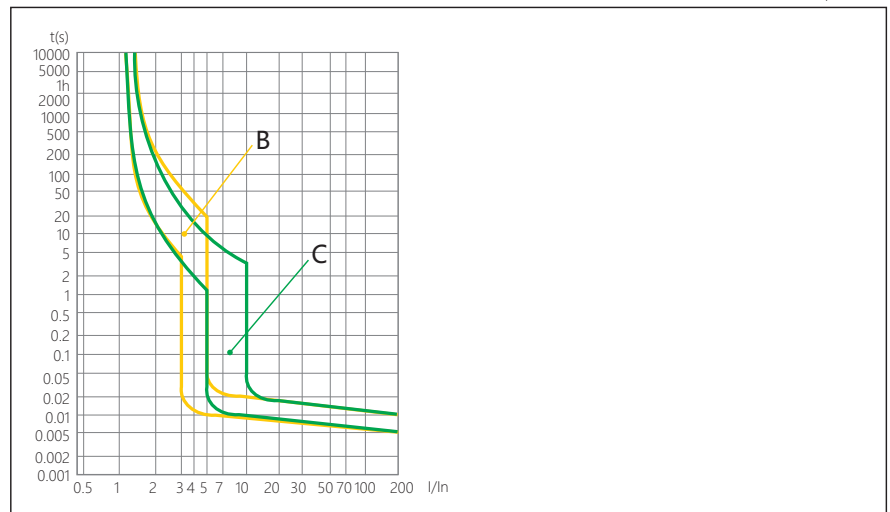
- Protection against risk of fire
- Protection against risk of electric shock
- Protection against overload
- Protection against short circuit
- Contact position indicator

2. Technical features

Standard		IEC/EN 61009-1	
Type (wave form of the earth leakage sensed)		AC, A	
Thermo-magnetic release characteristic		B, C	
Rated current I_n	A	MCB+add-on RCCB block	1, 2, 3, 4, 6, 8, 10, 13, 16, 20, 25, 32, 40, 50, 63
		Combined	1~25/6~40
Poles		MCB+add-on RCCB block	1P+N, 2P, 3P, 3P+N, 4P
		Combined	1P+N, 2P
Rated voltage U_e	V	230/400~240/415	
Rated sensitivity $I_{\Delta n}$	A	0.03, 0.1, 0.3	
Rated short-circuit capacity I_{cn}	A	6,000/10,000	
Break time under $I_{\Delta n}$	s	≤0.1	
Electrical life		2,000	
Mechanical life		2,000	
Mounting		On DIN rail EN 60715 (35mm) by means of fast clip device	
Connection		From top and bottom (for combined type)	
		From top (MCB+add-on RCCB block)	

3. Curve

B, C curve





NB1L-40/63

NB1L-40/63

1. General

- Protection against risk of fire
- Protection against risk of electric shock
- Protection against overload
- Protection against short circuit
- Contact position indicator

2. Technical features

Standard	IEC/EN 61009-1		
Type (wave form of the earth leakage sensed)	AC, A for NB1L-40 AC for NB1L-63		
Thermo-magnetic release characteristic	B, C		
Rated current I _n	A	NB1L-40	1, 2, 3, 4, 6, 8, 10, 13, 16, 20, 25, 32, 40
		NB1L-63	50, 63
Poles	NB1L-40/NB1L-63	1P+N, 2P, 3P, 3P+N, 4P	
Rated voltage U _e	V	230/400–240/415	
Rated sensitivity I _{Δn}	A	0.03, 0.1, 0.3	
Rated residual making and breaking capacity I _{Δm}	A	500 (I _n ≤ 40A)	
		630 (I _n > 40A)	
Rated short-circuit capacity I _{cn}	A	6,000/10,000	
Break time under I _{Δn}	s	≤ 0.1	
Rated frequency	Hz	50/60	
Rated impulse withstand voltage (1.2/50)U _{imp}	V	6,000	
Dielectric TEST voltage at ind. Freq. for 1min	kV	2	
Insulation voltage U _i		500	
Pollution degree		2	
Electrical life		2,000	
Mechanical life		20,000	



NB310L (2P)



NB310L (3PN)

NB310L Residual Current Operated Circuit Breaker with Over-current Protection (Magnetic)

1. General

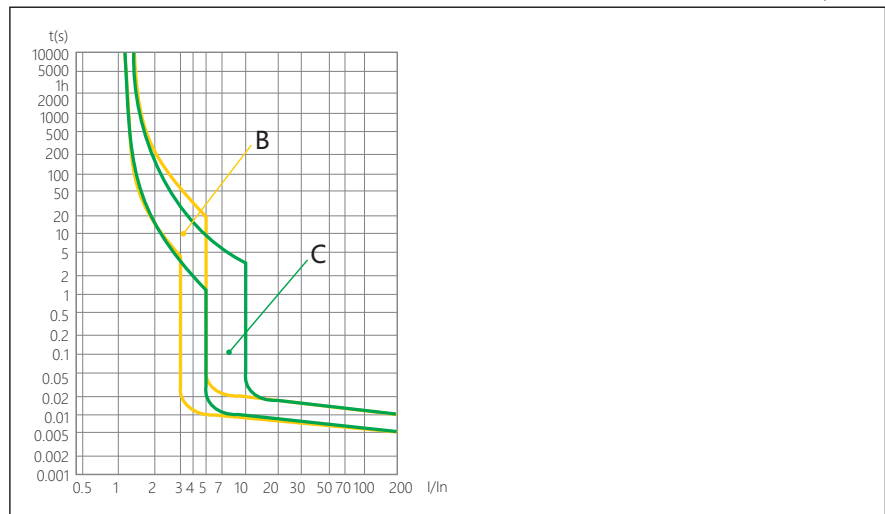
- Protection against risk of fire
- Protection against risk of electric shock
- Protection against overload
- Protection against short circuit
- Contact position indicator

2. Technical features

Standard	IEC/EN 61009-1		
Type (wave form of the earth leakage sensed)		A	A, AC
Poles		2P	3PN
Thermo-magnetic release characteristic		B, C	
Rated current I_n	A	6-32	6-40
Poles		2P	3P+N
Rated voltage U_e	V	230/240	400
Rated sensitivity $I_{\Delta n}$	A	0.03	
Rated short-circuit capacity I_{cn}	A	6,000	
Break time under $I_{\Delta n}$	s	≤ 0.1	
Electrical life		2,000	
Mechanical life		2,000	10000
Mounting		On DIN rail EN 60715 (35mm) by means of fast clip device	
Connection		From top and bottom	

3. Curve

B, C curve





NB2LE

NB2LE Residual Current Operated Circuit Breaker

1. General

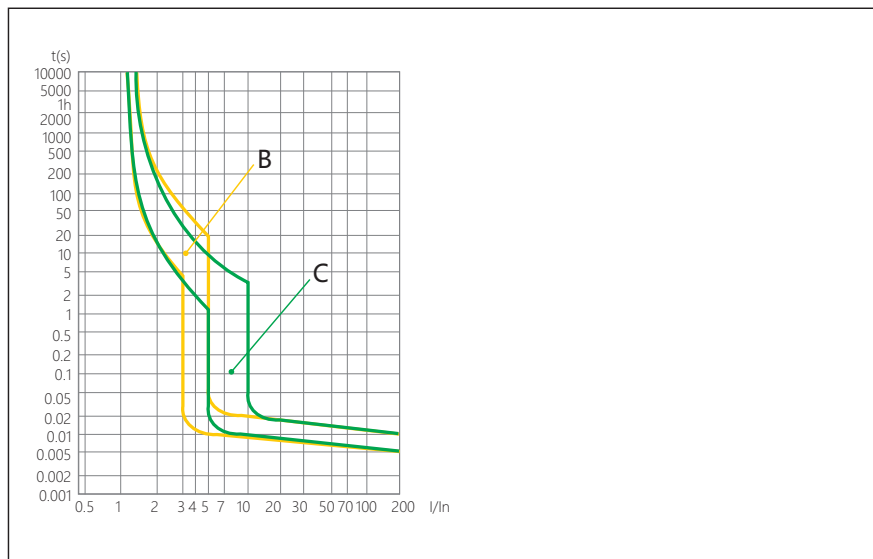
- Protection against risk of fire
- Protection against risk of electric shock
- Protection against overload
- Protection against short circuit

2. Technical features

Standard		IEC/EN 61009-1
Type (wave form of the earth leakage sensed)		AC, A
Thermo-magnetic release characteristic		B, C
Rated current I_n	A	6, 10, 16, 20, 25, 32, 40
Poles		1P+N
Rated voltage U_e	V	240
Rated sensitivity $I_{\Delta n}$	A	0.03
Short-circuit current I_{cn}	A	6000
Electrical life		2,000
Mechanical life		1,000
Mounting		On DIN rail EN 60715 (35mm) by means of fast clip device
Connection		From top and bottom

3. Curve

B, C curve





NB3LE

NB3LE Residual Current Operated Circuit Breaker with Over-current Protection (Electronic)

1. General

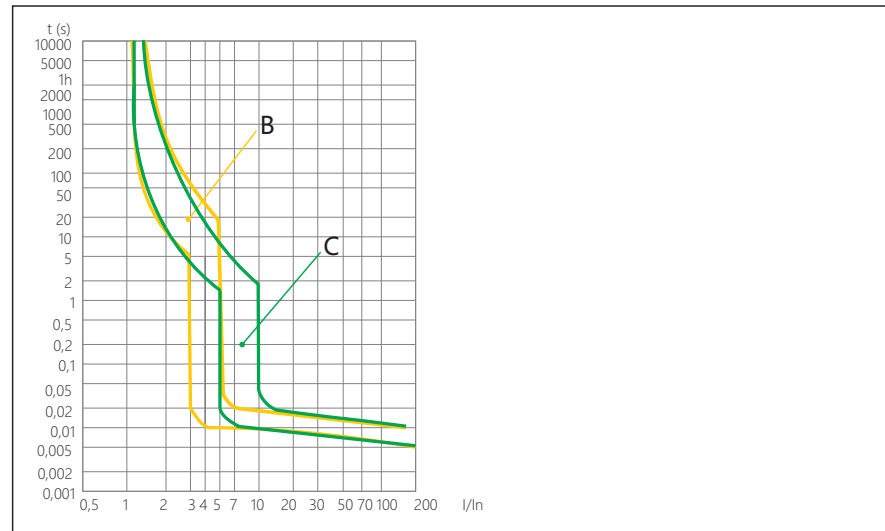
- Protection against risk of fire
- Protection against risk of electric shock
- Protection against overload
- Protection against short circuit
- 1P+N in one module
- Contact position indicator

2. Technical features

Standard		IEC/EN 61009-1
Type (wave form of the earth leakage sensed)		AC, A
Thermo-magnetic release characteristic		B, C
Rated current I_n	A	6, 10, 16, 20, 25, 32
Poles		1P+N
Rated voltage U_e	V	240
Rated sensitivity $I_{\Delta n}$	A	0.03
Short-circuit current I_{cn}	A	6,000
Break time under $I_{\Delta n}$	s	≤ 0.1
Electrical life		2, 000
Mechanical life		2, 000
Terminal connection type		Cable/U-type busbar/Pin-type busbar
Mounting		On DIN rail EN 60715 (35mm) by means of fast clip device
Connection		From top

3. Curve

B, C curve





NB3LEU

NB3LEU Residual Current Operated Circuit Breaker with Over-current Protection (Electronic)

1. General

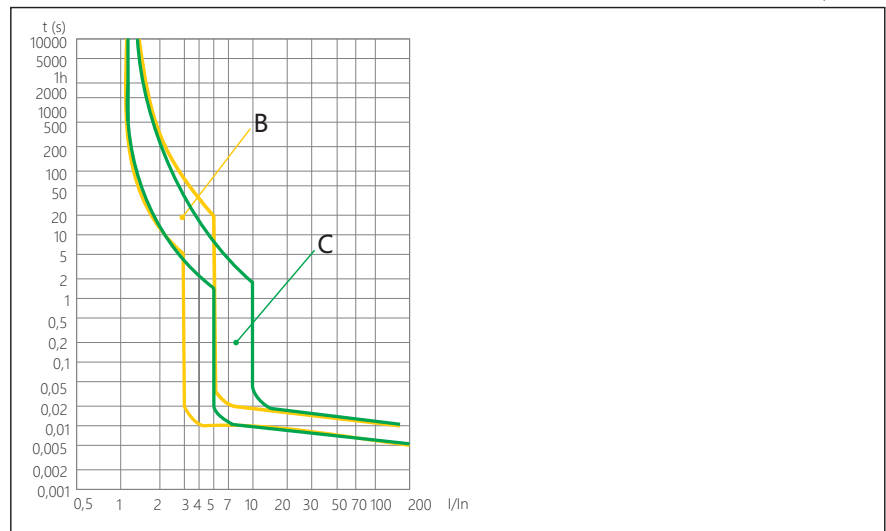
- Protection against risk of fire
- Protection against risk of electric shock
- Protection against overload
- Protection against short circuit
- 1P+N in one module
- Contact position indicator

2. Technical features

Standard		IEC/EN 61009-1
Type (wave form of the earth leakage sensed)		AC, A
Thermo-magnetic release characteristic		B, C
Rated current I_n	A	6, 10, 13, 16, 20, 25, 32, 40, 45, 50
Poles		1P+N
Rated voltage U_e	V	240
Rated sensitivity $I_{\Delta n}$	A	0.03
Short-circuit current I_{cn}	A	10,000
Break time under $I_{\Delta n}$	s	≤ 0.1
Electrical life		2,000
Mechanical life		2,000
Terminal connection type		Cable/U-type busbar/Pin-type busbar
Mounting		On DIN rail EN 60715 (35mm) by means of fast clip device
Connection		From bottom

3. Curve

B, C curve





NB3LEG-40

NB3LEG - 40 Residual Current Operated Circuit Breaker with Over-current Protection (Electronic)

1. General

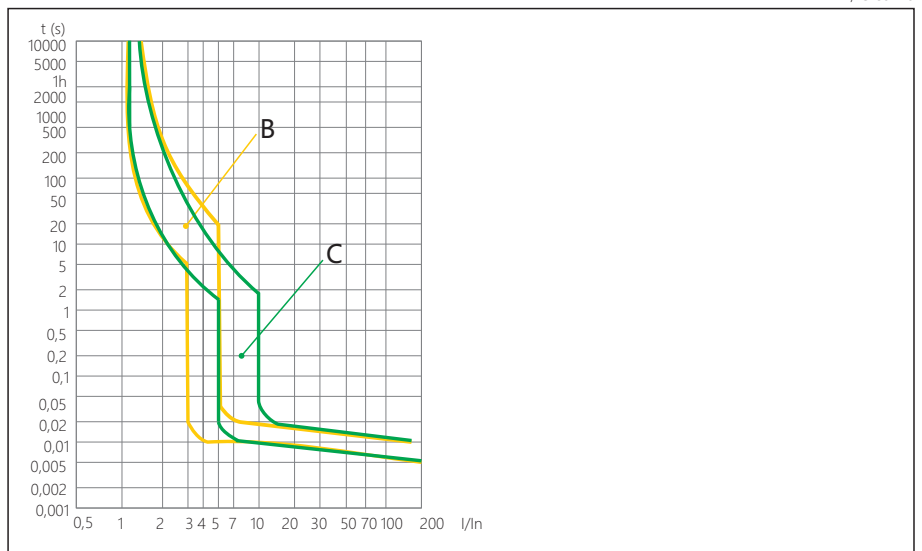
- Protection against risk of fire
- Protection against risk of electric shock
- Protection against overload
- Protection against short circuit
- 1P+N in one module
- Contact position indicator

2. Technical features

Standard		IEC/EN 61009-1
Type (wave form of the earth leakage sensed)		AC, A
Thermo-magnetic release characteristic		B, C
Rated current I_n	A	6, 10, 13, 16, 20, 25, 32, 40
Poles		1P+N
Rated voltage U_e	V	230-240
Rated sensitivity $I_{\Delta n}$	A	0,01, 0,03
Short-circuit current I_{cn}	A	6000
Break time under $I_{\Delta n}$	s	≤0,1
Electrical life		2, 000
Mechanical life		2, 000
Terminal connection type		Cable/U-type busbar/Pin-type busbar
Mounting		On DIN rail EN 60715 (35mm) by means of fast clip device
Connection		From bottom

3. Curve

B, C curve





NB4LE

NB4LE Residual Current Operated Circuit Breaker (Electronic)

1. General

1.1 Function

Personnel and fire protection: Cable and line protection against overload and short-circuits.

1.2 Selection

Rated residual operating current

$I_{\Delta n} = 30\text{mA}$, additional protection in the case of direct contact.

RCD Type

Type A

RCD Type A is ensured for sinusoidal, alternating residual currents as well as for pulsed DC residual currents, whether they be quickly or slowly increase.

Tripping curve

B curve ($3 I_n - 5 I_n$) protection and control of the circuits against overloads and short-circuits; protection for

people and big length cables in TN and IT systems.

C curve ($5 I_n - 10 I_n$) protection and control of the circuits

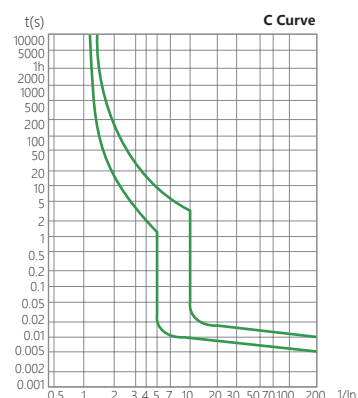
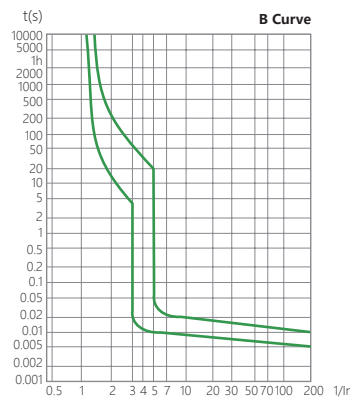
against overloads and short-circuits; protection for

resistive and inductive loads with low inrush current.

	Standard	IEC/EN 61009-1	
Electrical features	Type (wave form of the earth leakage sensed)	A	
	Thermo-magnetic release characteristic	B, C	
	Rated current I_n	A	6, 10, 13, 16, 20, 25, 32
	Poles		2P
	Rated voltage U_e	V	230/240
	Rated sensitivity $I_{\Delta n}$	A	0.03
	Rated residual making and breaking capacity $I_{\Delta m}$	A	3,000
	Rated short-circuit capacity I_{cn}	A	6,000
	Break time under $I_{\Delta n}$	s	≤ 0.1
	Rated frequency	Hz	50/60
	Rated impulse withstand voltage $(1.2/50)U_{imp}$	kV	4
	Dielectric TEST voltage at ind. Freq. for 1min	kV	2
	Insulation voltage U_i	V	500
	Pollution degree		2
Mechanical features	Electrical life		2,000
	Mechanical life		10,000
	Contact position indicator		Yes
	Protection degree		IP20
	Ambient temperature (with daily average $\leq 35^\circ\text{C}$)	$^\circ\text{C}$	-25~+40
	Storage temperature	$^\circ\text{C}$	-25~+70

2. Technical data

2.1 Curves





NBH8LE

NBH8LE Residual Current Operated Circuit Breaker with Over-current Protection (Electronic)

1. General

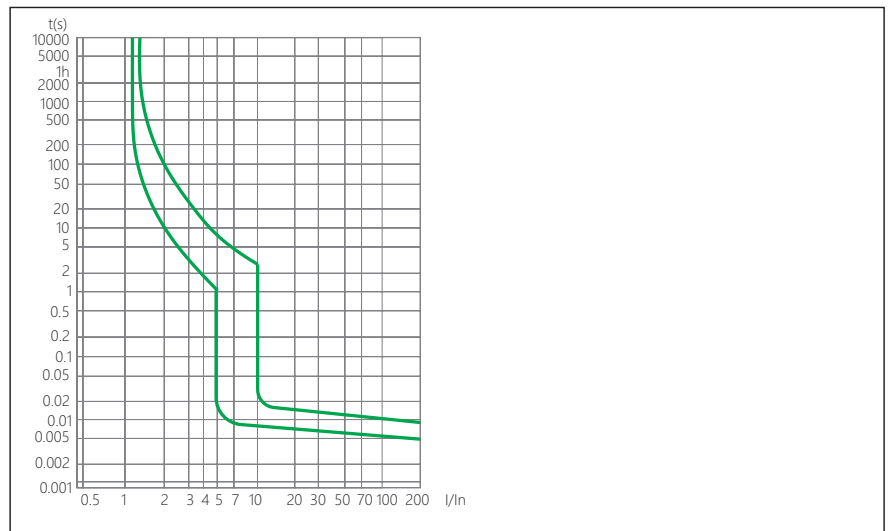
- Protection against risk of fire
- Protection against risk of electric shock
- Protection against overload
- Protection against short circuit

2. Technical features

Standard		IEC/EN 61009-1
Type (wave form of the earth leakage sensed)		AC
Thermo-magnetic release characteristic		C
Rated current I _n	A	1, 2, 3, 4, 6, 10, 16, 20, 25, 32, 40
Poles		1P+N
Rated voltage U _e	V	230/240
Rated sensitivity I _{Δn}	A	0.01, 0.03
Short-circuit current I _{cn}	A	4,500/6,000
Electrical life		4,000
Mechanical life		20, 000
Mounting		On DIN rail EN 60715 (35mm) by means of fast clip device
Connection		From top

3. Curve

C curve





NB8LE-63M

NB8LE-63M

1. General

1.1 Function

Personnel and fire protection: Cable and line protection against overload and short-circuits.

Selection

Rated residual operating current

$I_{\Delta n} = 30\text{mA}$, additional protection in the case of direct contact.

RCD Type

Type A

RCD Type A is ensured for sinusoidal, alternating residual currents as well as for pulsed DC residual currents, whether they be quickly or slowly increase.

Tripping curves

C curve (5-10In)

protection for resistive and inductive loads with low inrush current.

D curve(10-16In)

protection for circuits which supply loads with high inrush current at the circuit closing (LV/LV transformers, breakdown lamps).

2. Technical features

Standard		IEC 61009-1
Rated current In	A	6, 10, 16, 20, 25, 32, 40, 50, 63
Rated voltage Ue	V	230
Rated frequency	Hz	50/60
Type (wave form of the earth leakage sensed)		A, AC
Rated sensitivity $I_{\Delta n}$	A	0.01, 0.03, 0.1, 0.3
Poles		1P+N, 2P
Thermo-magnetic release characteristic		C(5-10In), D(10-16In)
Mechanical life		20,000
Electrical life		10,000
Rated breaking capacity	A	10,000
Insulation voltage Ui	V	500
Rated impulse withstand voltage (1.2/50) Uimp	kV	4



DZ158LE

DZ158LE Residual Current Operated Circuit Breaker

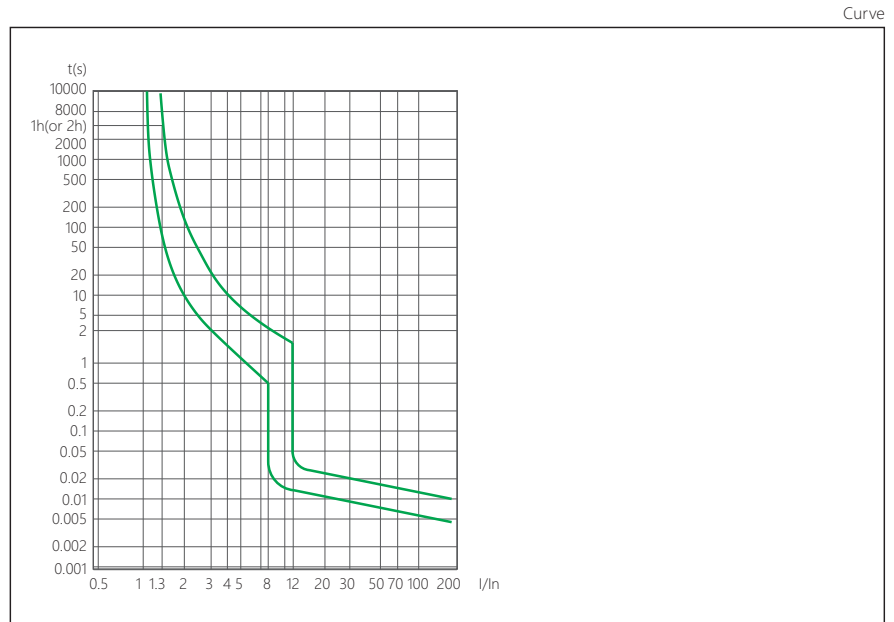
1. General


- Protection against risk of fire
- Protection against risk of electric shock
- Protection against overload
- Protection against short circuit

2. Technical features

Standard		IEC/EN 60947-2
Type (wave form of the earth leakage sensed)		AC
Thermo-magnetic release characteristic		8~12In
Rated current In	A	63, 80, 100
Poles		1P+N, 2P, 3P, 3P+N, 4P
Rated voltage Ue	V	230/400
Rated sensitivity IΔn	A	0.03, 0.1, 0.3
Short-circuit current Icn	A	6,000
Electrical life		1, 500
Mechanical life		8,500
Mounting		On DIN rail EN 60715 (35mm) by means of fast clip device
Connection		From top

3. Curve





NXBLE-32 Residual current operated circuit breaker

- Compliant standards: IEC61009-1
- Rated current: 6A, 10A, 16A, 20A, 25A, 32A
- Rated residual operating current: 0.03A, 0.05A, 0.075A, 0.1A, 0.3A
- Rated voltage: 240V ~ (1P+N, 2P), 415V ~ (3P, 3P+N, 4P)
- Frequency: 50/60Hz
- Electromagnetic release type: B, C, D
- Number of poles: 1P+N, 2P, 3P, 3P+N, 4P
- Mechanical life: 20000 cycles
- Electrical life: 10000 cycles
- Rated short-circuit breaking capacity(Icu): 6000A
- Short-circuit breaking capacity(Ics): 6000A
- Rated impulse withstand voltage(Uimp): 4kV



NXBLE-40 Residual current operated circuit breaker

- Compliant standards: IEC61009-1
- Rated current: 6A, 10A, 16A, 20A, 25A, 32A, 40A
- Rated residual operating current: 0.01A, 0.03A
- Rated voltage: 240/415V
- Frequency: 50/60Hz
- Electromagnetic release type: C, D
- Number of poles: 1P+N
- Mechanical life: 20000 cycles
- Electrical life: 10000 cycles
- Rated short-circuit breaking capacity(Icu): 4500A
- Short-circuit breaking capacity(Ics): 4500A
- Rated impulse withstand voltage(Uimp): 4kV



NXBLE-63 Residual current operated circuit breaker

- Compliant standards: IEC61009-1
- Rated current: 6A, 10A, 16A, 20A, 25A, 32A, 40A, 50A, 63A
- Rated residual operating current: 0.03A, 0.05A, 0.075A, 0.1A, 0.3A
- Rated voltage: 240V~ (1P+N, 2P), 415V~ (3P, 3P+N, 4P)
- Frequency: 50/60Hz
- Electromagnetic release type: B, C, D
- Number of poles: 1P+N, 2P, 3P, 3P+N, 4P
- Mechanical life: 20000 cycles
- Electrical life: 10000 cycles
- Rated short-circuit breaking capacity(Icu): 6000A
- Short-circuit breaking capacity(Ics): 6000A
- Rated impulse withstand voltage(Uimp): 4kV



NXBLE-63Y Residual current operated circuit breaker

- Compliant standards: IEC61009-1
- Rated current: 6A, 10A, 16A, 20A, 25A, 32A, 40A, 50A, 63A
- Rated residual operating current: 0.01A, 0.03A
- Rated voltage: 240/415V
- Frequency: 50/60Hz
- Electromagnetic release type: C, D
- Number of poles: 1P+N
- Mechanical life: 20000 cycles
- Electrical life: 10000 cycles
- Rated short-circuit breaking capacity(Icu): 4500A
- Short-circuit breaking capacity(Ics): 4500A
- Rated impulse withstand voltage(Uimp): 4kV



NXBLE-125 Residual current operated circuit breaker

- Compliant standards: IEC60947-2
- Rated current: 63A, 80A, 100A, 125A
- Rated residual operating current: 0.03A, 0.05A, 0.075A, 0.1A, 0.3A
- Rated voltage: 240V ~ (1P+N, 2P), 415V ~ (3P, 3P+N, 4P)
- Frequency: 50/60Hz
- Electromagnetic release type: C, D
- Number of poles: 1P+N, 2P, 3P, 3P+N, 4P
- Mechanical life: 20000 cycles
- Electrical life: 6000 cycles (In≤100A); 4000 cycles (In > 100A)
- Rated short-circuit breaking capacity(Icu): 10000A
- Short-circuit breaking capacity(Ics): 7500A
- Rated impulse withstand voltage(Uimp): 4kV



NXBLE-125G Residual current operated circuit breaker

- Compliant standards: IEC61009-1
- Rated current: 63A, 80A, 100A, 125A
- Rated residual operating current: 0.03A, 0.05A, 0.075A, 0.1A, 0.3A
- Rated voltage: 240V ~ (1P+N, 2P), 415V ~ (3P, 3P+N, 4P)
- Frequency: 50/60Hz
- Electromagnetic release type: B, C, D
- Number of poles: 1P+N, 2P, 3P, 3P+N, 4P
- Mechanical life: 20000 cycles
- Electrical life: 6000 cycles (In≤100A); 4000 cycles (In > 100A)
- Rated short-circuit breaking capacity(Icu): 10000A
- Short-circuit breaking capacity(Ics): 7500A
- Rated impulse withstand voltage(Uimp): 4kV



XF9



XF9 (Auxiliary Contact for NB1, NBH8, NB1L, NBH8LE)

1. General

General: Indication of the position of the device's contacts.

Manufactured according to IEC/EN 60947-5-1

Rated voltage: DC 24V, 48V, 130V; AC 240V, 415V

Configurations: 1N/O+1N/C

Mounted on the left of the MCBs/RCBOs.



XF9J



XF9J (Alarm Auxiliary Contact for NB1, NBH8, NB1L, NBH8LE)

1. General

General: Indication of the position of the device's contacts only after the automatic release of the MCBs/RCBOs due to overload or short circuit.

Manufactured according to IEC/EN 60947-5-1

Rated voltage: DC 24V, 48V, 130V; AC 240V, 415V

Configurations: 1N/O+1N/C

Mounted on the left of the MCBs/RCBOs.



S9



S9 (Shunt Release for NB1, NBH8, NB1L, NBH8LE)

1. General

General: Remote opening of the device when a voltage is applied.

Manufactured according to IEC/EN 60947-5-1

Rated voltage: AC/DC 24V, 48V; AC 230V, 400V

Mounted on the left of the MCBs/RCBOs.



V9



V9 (Under Voltage Release for NB1, NBH8, NB1L, NBH8LE)

1. General

General: Reliable break the device in the case of a voltage drop (between 35% and 70% of its rated value)

Manufactured according to IEC/EN 60947-5-1

Rated voltage: AC 230V

Mounted on the left of the MCBs/RCBOs .



AX-1



AX-1 (Auxiliary Contact for DZ158, DZ158LE)

1. General

- General: Indication of the position of the device's contacts.
- Manufactured according to IEC/EN 60947-5-1
- Rated voltage: DC 125V; AC 415V
- Configurations: 1N/O+1N/C
- Mounted on the left of the MCBs/RCBOs.



AX-5



AX-5 Auxiliary Contact

1. General

- Low Voltage Brief Catalogue P-020
- General: Indication of the position of the device's contacts.
- Manufactured according to IEC/EN 60947-5-1
- Rated voltage: AC-12: AC415V/3A, AC240V/6A
DC-12: DC130V/1A, DC48V/2A, DC24V/6A
- Configurations: 1N/O+1N/C
- Mounted on the left of the NI1



OUVR-1

OUVR-1 Self-recovery overvoltage and undervoltage protector

1. General

- in case of the overvoltage or undervoltage of power supply line, the protector can quickly and safely break the circuit under continuous high voltage surge,
- Rated current: 32A, 40A, 50A, 63A, 80A
- Number of poles: 1P+N, 3P+N
- Reliable operation: Protection is characterized by inverse time lag operation with operating time $\leq 1s$;



OUVR-2

OUVR-2 Self-recovery overvoltage and undervoltage protector :

1. General

- in case of the overvoltage or undervoltage of power supply line, the protector can quickly and safely break the circuit under continuous high voltage surge,
- Rated current: 32A, 40A, 50A, 63A, 80A
- Number of poles: 1P+N, 3P+N
- Reliable operation: Protection is characterized by inverse time lag operation with operating time $\leq 1s$;
- Condition indication: The protector has the LED to indicate the operating state, where green is normal voltage indication, and red is overvoltage or under voltage indication;



AX-X1



AX-X1 Auxiliary contacts, AL-X1 Alarm auxiliary contact

- Compliant standards: IEC 60947-5-1
- Rated insulation voltage (Ui): 500V
- Utilization category: AC-12, DC-12
- Rated operation current under different rated operation voltage:
AC-12: 240V/6A, 415V/3A;
DC-12: 130V/1A, 48V/2A, 24V/6A
- Life time: 10000 times



SHT-X1

SHT-X1 Shunt release

- Rated insulation voltage (Ui): 500V
- Utilization category: AC-12, DC-12
- Rated operation current under different rated operation voltage:
AC-12: 400V/3A, 230V/6A, 48V/3A, 24V/6A;
DC-12: 48V/3A, 24V/6A
- Action characteristics: within the range of 70% ~ 110% of the rated control supply voltage
- Life time: 4000 times



OVT-X1

OVT-X1 Overvoltage release

- Rated operation voltage Ue: AC 240V 50Hz (or 60Hz)
- Rated insulation voltage Ui: 500V
- Overvoltage setting value Uvo: 280V
- Mechanical and electrical life: ≥4000 operation cycles



UVT-X1

UVT-X1 Under-voltage release

- Rated operation voltage Ue: AC 240V
- Rated insulation voltage Ui: 500V
- Under voltage setting value: (35% ~ 70%) Ue
- Mechanical and electrical life: ≥4000 operation cycles



OUVT-X1



OUVT-X1 Over/under voltage release

- Rated operation voltage U_e : AC 240V, 50Hz
- Overvoltage operation setting value U_{vo} : 280V
- Rated insulation voltage U_i : 500V
- Over voltage setting value: 280 (1±5%) V
- Under voltage setting value : (35% ~ 70%) U_e
- Mechanical and electrical life: ≥4000 operation cycles



AX-X3

AX-X3 Auxiliary contacts,AL-X3 Alarm auxiliary contact

- Compliant standards: IEC 60947-5-1
- Rated insulation voltage (U_i): 500V
- Utilization category: AC-12, DC-12
- Rated operation current under different rated operation voltage:
AC-12:240V/6A, 415V/3A;
DC-12:130V/1A,48V/2A,24V/6A
- Life time: 10000 times



SHT-X3

SHT-X3 Shunt release

- Rated insulation voltage (U_i): 500V
- Utilization category:AC-12,DC-12
- Rated operation current under different rated operation voltage:
AC-12:400V/3A,230V/6A,48V/3A,24V/6A;
DC-12:48V/3A,24V/6A
- Action characteristics: within the range of 70% ~ 110% of the rated control supply voltage
- Life time: 4000 times



OVT-X3

OVT-X3 Overvoltage release

- Rated operation voltage U_e : AC 240V 50Hz (or 60Hz)
- Rated insulation voltage U_i : 500V.
- Overvoltage setting value U_{vo} : 280V(1±5%)V
- Mechanical and electrical life: ≥4000 operation cycles



UVT-X3 Under-voltage release

- Rated operation voltage U_e : AC 240V
- Rated insulation voltage U_i 500V
- Under voltage setting value : (35% ~ 70%) U_e
- Mechanical and electrical life: ≥ 4000 operation cycles



OUVT-X3 Over/under voltage release

- Rated operation voltage U_e : AC 240V, 50Hz
- Rated insulation voltage U_i : 500V
- Over voltage setting value: 280(1 \pm 5%) V
- Under voltage setting value : (35% ~ 70%) U_e
- Mechanical and electrical life: ≥ 4000 operation cycles



NH2 Switch Disconnecter

1. General

Isolation
Designed match DZ series MCBs/RCBOs

2. Technical features

- Manufactured according to IEC/EN 60947-3
- Electric ratings: 32A, 63A, 100A, 125A, 230/400V~240/415V, 50/60Hz
- Rated short circuit breaking capacity: 20Ie, t=0.1s
- Electric life: 1500
- Mechanical life: 8500
- Connection: From top and bottom





NH4



NH4 Switch Disconnecter

1. General

Isolation
Designed match N series MCBs/RCBOs

2. Technical features

- Manufactured according to IEC/EN 60947-3
- Electric ratings: 32A, 63A, 100A, 125A, 230/400V~240/415V, 50/60Hz
- Rated short circuit breaking capacity: 20Ie, t=0.1s
- Electric life: 1500
- Mechanical life: 8500
- Connection: From top and bottom



NXHB-125

NXHB-125

1. General

Compliant standards: IEC60947-3
 Rated current Ie: 20A, 32A, 40A, 63A, 80A, 100A, 125A;
 Number of poles: 1P, 2P, 3P, 4P;
 Rated insulation voltage Ui: 500V;
 Rated operation voltage Ue: 240V~(1P), 415V~(2P, 3P, 4P);
 Rated impulse withstand voltage Uimp: 6kV;
 Rated short time withstand current Icw: 12 Ie, power-on time of 1s;
 Rated short-circuit making capacity Icm: 20Ie, power-on time of 0.1s;
 Rated making and breaking capacity: 3Ie, 1.05Ue, COSΦ=0.65;
 Operation performance: mechanical life of 10,000 cycles, electrical life of 3000 cycles; Pollution degree: II ;
 Utilization category: AC-22A, AC-21B;
 Installation category: II , III ;
 Installation: TH35-7.5 steel rail mounting, the gradient of the mounting surface from the vertical plane should be ≤ 5° ;
 Wiring: screw clamp wiring, tightening torque 3.5N·m (80A ~ 125A);
 Tightening torque 2.0N·m(20A ~ 63A).



NZK1



NZK1-32 Change-over Switch

1. General

Electric ratings: AC 50/60Hz;
 Rated voltage up to 250V, rated current 32A;
 Standard: IEC/EN 60669-1

2. Technical features

- Poles: 1P, 2P
- Rated frequency: 50Hz/60Hz;
- Rated operating current I_e : 32A;
- Rated voltage U_e : 250V;
- Rated making and breaking capacity:
 $1.1U_e$; $1.25I_e$; $\text{COS}\Phi=0.3\pm 0.05$; 200 times
- Operational performance:
 $U_e 0^{+5\%} I_e$; $\text{COS}\Phi=0.6\pm 0.05$; 10000 times



NZK2



NZK2-32 Change-over Switch

1. General


Electric ratings: AC 50/60Hz;
 Rated voltage up to 250V, rated current 32A;
 Standard: IEC/EN 60669-1

2. Technical features

- Poles: 1P, 2P
- Rated frequency: 50Hz/60Hz;
- Rated operating current I_e : 32A;
- Rated voltage U_e : 250V;
- Rated making and breaking capacity:
 $1.1U_e$; $1.25I_e$; $\text{COS}\Phi=0.3\pm 0.05$; 200 times
- Operational performance:
 $U_e 0^{+5\%} I_e$; $\text{COS}\Phi=0.6\pm 0.05$; 10000 times



NU6-II



NU6-II Low-voltage Surge Arrester

1. General

- Manufactured according to IEC 61643-1, EN 61643-11
- Composed by two independent components
- With remote control port
- Electric ratings: 230/400V, AC50/60Hz, Single-phase or 3-phase
- Maximum discharge current (kA): 40kA, 60kA, 100kA
- Max. continuous operational voltage U_c (V): 385V, 460V



NU6-III

NU6-III Low-voltage Surge Arrester

1. General

- Manufactured according to IEC 61643-1, EN 61643-11
- Composed by two independent components
- With remote control port
- Electric ratings: 230V, AC50/60Hz, Single-phase
- U_{oc} (1.2/50 μ s)(kV): 10kV
- Max. continuous operational voltage U_c (V): 275V, 320V, 385V



NU6-IIG

NU6-IIG

1. General

- 1.1 Certificates
international certificates are under proceeding.
- 1.2 Number of pole
1, 2, 3, 4, 1P+N, 3P+N
- 1.3 Electric ratings
230/400V, AC50/60Hz
- 1.4 Application
Protect electric system and on-loading electrical apparatus from thunder and instantaneous over-voltage; 1.5 Standard: IEC/EN 61643-11.

2. Technical features

Model	Max. continuous operational voltage Uc (V~)	Level of protection Up (kV)	Maximum discharge current I _{max} (8/20μs) (kA)	Maximum discharge current I _{max} (8/20μs) (kA)
NU6- II G/(F)	275	1.5	40	20
	320	1.6		
	385	1.8		
	440	2.0		
	255(NPE)	1.5	65	30
	275	1.6		
	320	1.8		
	385	2.0		
	440	2.2		

Auxiliary	Configurations	Rated voltage Un(V)	Rated current In(A)
contact	1NO+1NC	AC250	0.5



NXU-I+II

NXU-I+II

1. General

- 1.1 Compliant standards
IEC/EN 61643-11
- 1.2 Function
Protect electric system and on-loading electrical apparatus from thunder and instantaneous over-voltage.
- 1.3 The product is composed of two independent components removable protective module 4 and base 2.
- 1.4 When the product is damaged, the part 3 will indicate; please replace the removable protective module 4 at once and there is no need to cutoff the circuits
- 1.5 The part 1 is for maximum continuous operational voltage indication as well as avoiding replacement with wrong module

2. Technical parameters

Standard	IEC/EN 61643-11									
	1P	2P	3P	4P	1P+N	N-PE	3P+N	N-PE		
Poles	L-PE	L-N	L-PE N-PE	L-PE	L-PE N-PE	L-N	N-PE	L-N	N-PE	
Electrical features										
Class	I, II									
Frequency (Hz)	50									
Maximum continuous operational voltage (V~)	275, 385					255	275, 385		255	
Maximum impulse current (10/350µs) Iimp (kA)	12.5					25	12.5	50		
Nominal discharge current (8/20µs) In (kA)	25					30	25	50		
Maximum discharge current (8/20µs) Imax (kA)	50					40	50	50		
Level of protection Up (kV)	1.5(for 275V) - 1.8(for 385V)					1.5	1.5(275V), 1.8(385V)		1.5	
Remote indication contact (with or without)										
Working indication/Fault indication	Green/Red					Green/Red				
Remote connection capacity	Maximum 1.5 mm ²					Maximum 1.5mm ²				
Remote contact switch capacity	AC	250V/0.5A					250V/0.5A			
	DC	250V/0.1A;75V/0.5A					250V/0.1A;75V/0.5A			
Installation										
Protection degree	Ip20									
Mounting	On DIN rail EN60715(35mm) by means of fast clip device									
Strip length (mm)	15									
Terminal size (mm ²)	16									
Screw dimension	M5									
Tightening torque (N·m)	2.0-3.0									
Ambient temperature (°C)	-40- +70									
Altitude (m)	≤2000									
Relative humidity	≤95% at +20°C; ≤ 50% at +40°C									
Mounting Environment	The place where there is no significant vibration and shock									



NP9

CE

NP9 Pushbutton

1. General

For controlling electrical circuit either directly or via starters, contactors, relays etc.
And pushbutton with lamp could also be used as indicator.

2. Technical features

Manufactured according to IEC/EN 60947-5-1

Type: Pushbutton without illuminated lamp

Electric ratings: 6A, 230V, AC50/60Hz

Electric life: 100,000

Mechanical life: 250,000

Type: Pushbutton with illuminated lamp

Electric ratings: 20mA, AC/DC 6.3/12/24/110/230V

Assembly of contact: 1N/C+2N/O, 2N/C+1N/O, 3N/O, 2N/C+2N/O
(Not available for illuminated type)

Mounting on Din rail (TH35-7.5)



ND9

CE



ND9 Indicator Light

1. General

Indication of signal, pre-set signal, malfunction signal etc.

2. Technical features

Manufactured according to IEC/EN 60947-5-1

Two types: single lamp & dual lamps

Electric ratings: 20mA, AC/DC 6.3/12/24/110/230V

Mounting on Din rail (TH35-7.5)



NX8



NX8 Consumer Unit (Body)

1. General

For installing the modular DIN-rail products together to control the electric system

2. Technical features

Manufactured according to IEC61439-3 (EN60670-24)
 Electric ratings: up to 100A, 230V, AC50/60Hz
 On-load current(A): 100/1-phase, 63/3-phase
 No. of mounted units: 5, 6, 8, 12, 15, 20, 24
 Flush mounting



NX2



NX2 Consumer Unit (Body)

1. General

For installing the modular DIN-rail products together to control the electric system

2. Technical features

Manufactured according to IEC61439-3 (EN60670-24)
 Electric ratings: up to 100A, 230V, AC50/60Hz
 On-load current(A): 100/1-phase, 63/3-phase
 No. of mounted units: 8, 10, 14, 18, 28, 36
 Surface mounting



NXW1




NXW1 Consumer Unit (Body) for Outdoor Application

1. General

For installing the modular DIN-rail products together to control the electric system

2. Technical features

Manufactured according to IEC61439-3 (EN60670-24)
 Electric ratings: up to 63A, 230V, AC50/60Hz
 No. of mounted units: 3, 5
 High protection degree up to Ip65
 Surface mounting



NXW5 Wall Mounting Enclosure

1. General

For installing the modular DIN-rail products together to control the electric system

2. Technical features

- Manufactured according to IEC/EN 62208
- Designed for three phases circuit system
- Electric ratings: 220...240/380...415V, AC50/60Hz
Max. incoming current (A): 630A
- Protection degree: IP54
- Surface mounting for outdoor installation.




MCB Shield (For eB, NH2)

1. General

Guarantee MCBs' wiring safety.

2. Technical features

- Electrical ratings: up to 100A, 220...240/380...415V, AC 50/60Hz
- Poles of mounted units: 1P, 3P



CBB-2 Busbar

1. Main application and naming rule

Busbar is mainly applied to low-voltage distribution equipment for assembly of 18mm wide modularized products.

2. Operating conditions:

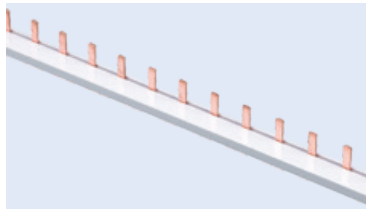
- Operating temperature range: - 5°C~ + 40°C
- Relative air humidity in 20°C: 90%
- Altitude: ≤2000m
- Pollution degree: 2

3. Main Technical Parameter


Table 1

Parameter name	Numeric value
Number of poles	1, 2, 3, 4
Rated voltage, V	230/400
Rated impulse withstand voltage Uimp, V	4000


CBB-2101



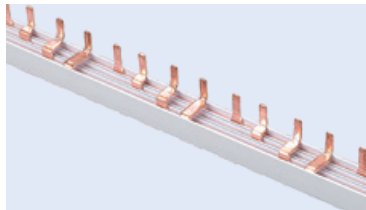
CBB-2201



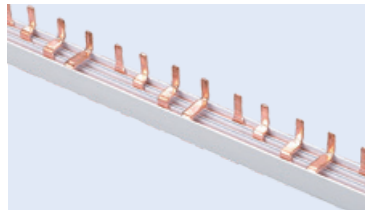
CBB-2301




CBB-2401




CBB-2102




CBB-2202




CBB-2302




CBB-2402




CBB-211310 CBB-211410




CBB-211510



CBB-211610



CBB-231110



Moulded-case circuit-breaker

Stable performance, Safe protection





Moulded case circuit breaker

High-performance model



NM8N series
Rated current: 16A-1600A
Icu: 50KA-150KA



NM8NL



NM8N DC



NM8N SD



Cost-effective model



NXM series
Rated current: 63A-1600A
Icu: 25KA-70KA



NXMS-250H/3300



NXMLE-250S/4300A



NXHM-250



Basic model

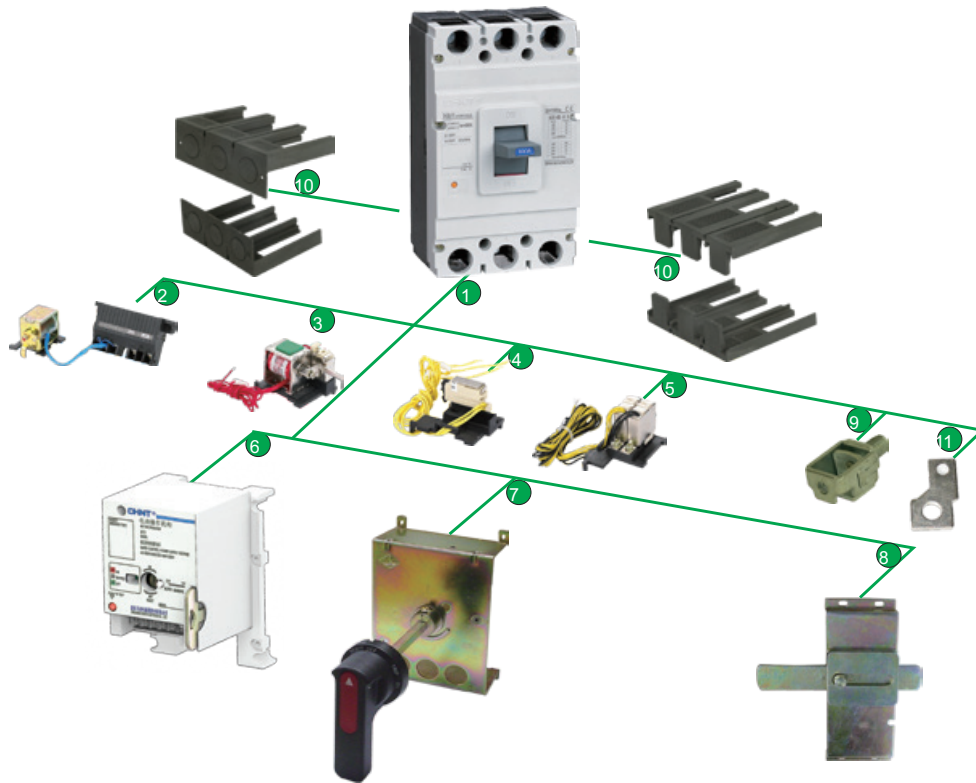


NM1 series
Rated current: 10A-1250A
Icu: 10KA-70KA



NM1 Fixed type MCCB

Rated current from 10 to 1250A
 Employing a fixed thermal and fixed magnetic trip.
 Frames made of rigid materials of engineering plastics
 Complete range of one, two, three and four-pole version
 4-class breaking capacity from 10kA to 70kA
 Vertical/horizontal installation
 Circuit breakers and auxiliaries comply with the following international standard:
 IEC/EN 60947-1: general rules
 IEC/EN 60947-2: circuit breakers
 automatic control components.
 Certified for operation in pollution-degree environments
 as defined by IEC standard 60947 (industrial environments).
 Temperature range from -5 to +40
 A complete system of add-on modules for Nm1



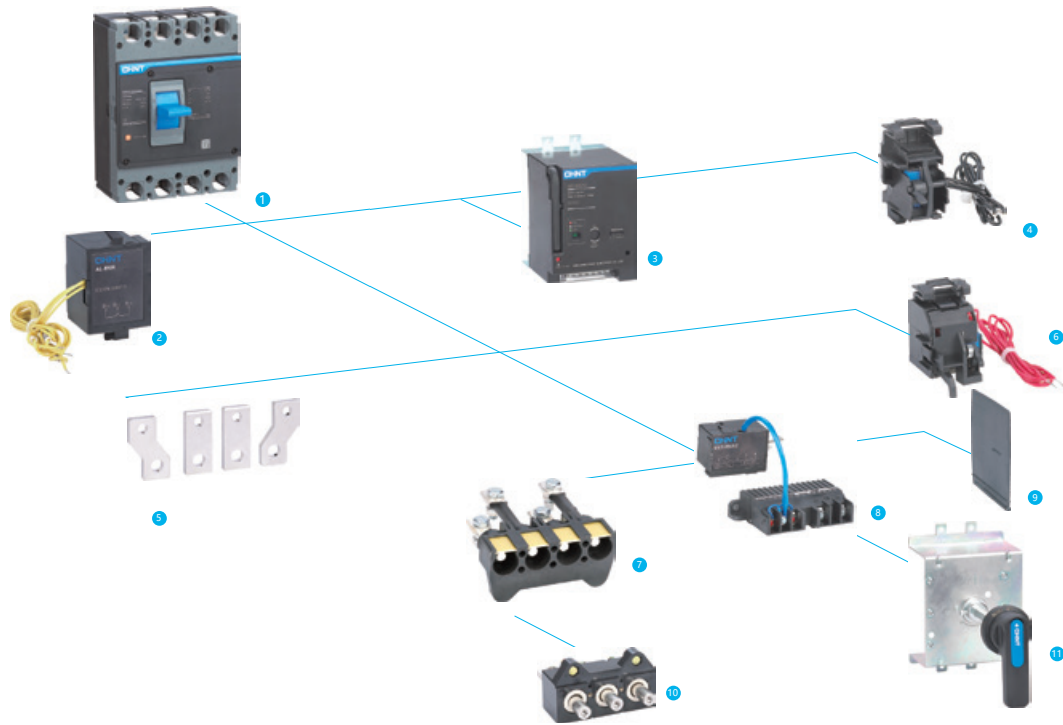
- | | | | |
|-------------------------|------------------------------------|------------------------------------|---------------------------|
| 1 MCCB (fixed type) | 4 Alarm contact | 7 Extended manual operation handle | 10 Short terminal cover |
| 2 Under-voltage release | 5 Auxiliary contact | 8 Mechanical interlock | 11 Front connection plate |
| 3 Shunt release | 6 Motor-driven operation mechanism | 9 Cage clamp terminal | |



NXM

1. General

Standards: IEC/EN 60947-2
 Frame current: 63/125/160/250/400/630/800/ 1000/1250/1600A
 Rated voltage: 220/230/240;380/400/415V/500/690
 Breaking capacity code: E, S, F, H
 Complete accessories Installation method: Fixed type; plug-in type
 type
 Number of poles: 2P, 3P, 4P
 Dual insulation design $-35\text{ }^{\circ}\text{C} \sim +70\text{ }^{\circ}\text{C}$ operating temperature range



- 1 Body
- 2 Alarm contact (optional)
- 3 Motor-driven mechanism (optional)
- 4 Auxiliary contact (optional)
- 5 Connection plate (optional)
- 6 Shunt release (optional)

- 7 Rear connection plate (optional)
- 8 Under voltage release (optional)
- 9 Interphase barrier (standard)
- 10 Plug-in basement(optional)
- 11 Handheld test module(optional)
- 12 Manual operation mechanism (optional)



NXM Series MCCB

- Standards: IEC/EN 60947-2
- Frame current: 63/125/160/250/400/630/800/1000/1250/1600A
- Rated voltage: 220/230/240;380/400/415V
- Breaking capacity code: E, S, F, H
- Complete accessories
- Installation method: Fixed type; plug-in type
- Dual insulation design
- -35°C~+70°C operating temperature range
- Certification: CB, CE, KEMA



NXMS Series Electronic MCCB

- Standards: IEC/EN 60947-2
- Frame current: 160 /250/400 /630/1000/1250/1600A
- Rated voltage: 220/230/240;380/400/415V
- Breaking capacity code: S, F, H
- Complete accessories
- With a USB port for better human-machine interaction
- The brand-new electronic release, provide more accurate circuit protection
- Installation method: Fixed type; plug-in type
- Dual insulation design
- -25°C~+70°C operating temperature range
- Certification: CB, CE, KEMA



NXMLE Series Residual Current Circuit Breaker (Coming soon)

- Standards: IEC/EN 60947-2
- Frame current: 125/160/250/400/630A
- Rated voltage: 220/230/240;380/400/415V
- Breaking capacity code: S, F, H
- Poles: 1PN, 2P, 3P, 3PN, 4P
- Installation method: Fixed type; plug-in type
- -35°C~+70°C operating temperature range
- Certification: CB, CE, KEMA



NXHM Series Disconnecter Switch (Coming soon)

- Standards: IEC/EN 60947-3
- Frame current: 63/125/160/250/320/400/630/800/1000A
- Rated voltage: 400/415/690V
- Poles: 3P, 4P
- Installation method: Fixed type; plug-in type
- Certification: CB, CE

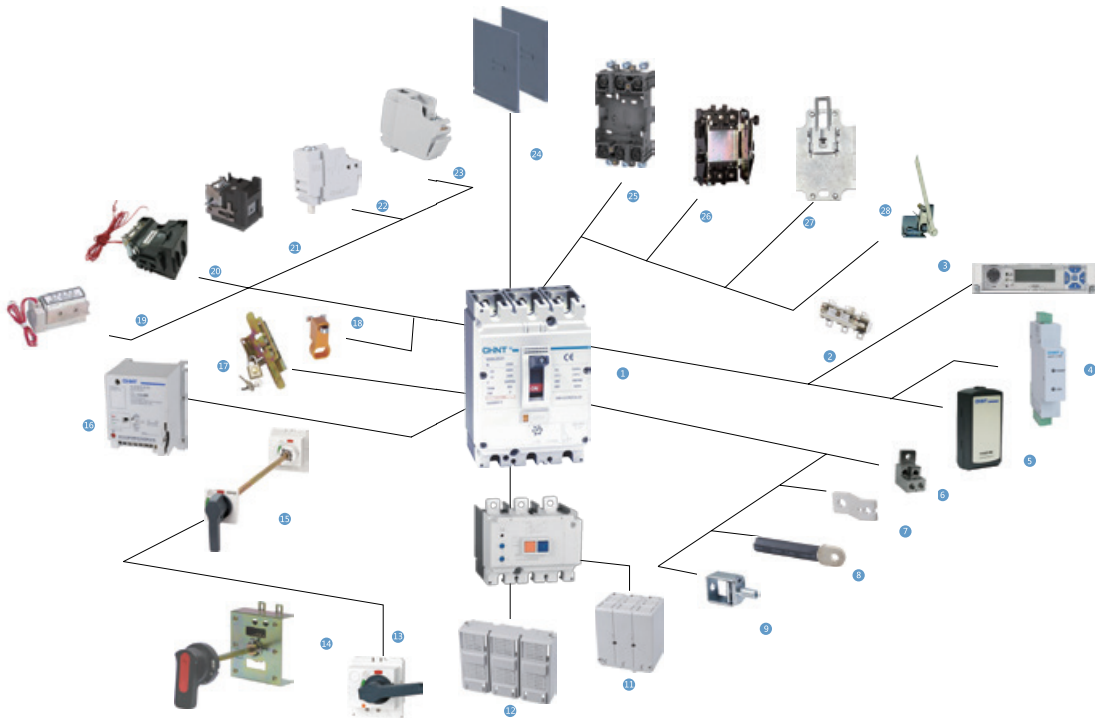


NM8N

1. General

Rated current from 16 to 1600A

- Thermal-magnetic type / Electronic type
- Adjustable thermal & adjustable magnetic trip
- 1P 2P 3P 4P available
- Breaking capacity up to 150kA
- $I_{cs}=100\%I_{cu}(I_n \leq 630A)$
- Circuit breakers and auxiliaries comply with the following international standard: IEC 60947-1 general rules for low-voltage switchgear and control equipment; IEC 60947-2 low-voltage switchgear and control equipment circuit breakers; IEC 60947-3 low-voltage switchgear and control equipment switches, disconnectors and fuse combination appliances; IEC 60947-4-1 Electromechanical contactors and motor starters (including motor protectors) for low voltage switchgear and control equipment
- Wide temperature range from $-40^{\circ}C \sim +70^{\circ}C$
- Pollution grade: Grade 3;
- IP grade: IP40



1 Body	11 Long terminal cover	21 Shunt release
2 Thermo magnetic release	12 Short terminal cover	22 Alarm contact
3 Electronic release	13 Direct rotary handle	23 Auxiliary contact
4 Communication module	14 Economic extended rotary handle	24 Interphase barrier
5 Battery box	15 Extended rotary handle	25 Plug-in base
6 Cable connector	16 Motor driven operating mechanism	26 Draw-out base
7 Front connection plate	17 Mechanical interlock	27 DIN rail adaptor
8 Rear connection plate	18 Locking system	28 Plug and pull safety device
9 Cage clamp terminal	19 Closing electromagnet	
10 Residual current protection module	20 Under-voltage release	



NM8NL

Standards: 60947-2

Frame current: 125/250/400/630A

Rated voltage: 380/400/415, 440V

Poles: 3P,4P

Installation method: Fixed type; plug-in type
-25°C ~ +70°C operating temperature range



NM8N DC

Standards: 60947-2

Frame current: 125/250/400/630/800/1600A

Rated voltage: 250V, 500V, 750V, 1000V

Poles: 1P, 2P, 3P, 4P

Installation method: Fixed type; plug-in type
-40°C ~ +70°C operating temperature range



NM8N SD

Standards: 60947-2

Frame current: 125/250/400/800/1600A

Rated voltage: AC415/690V, DC 500/750/1000V

Poles: 2P, 3P, 4P

Installation method: Fixed type; plug-in type
-40°C ~ +70°C operating temperature range



NXZ



NXZ Automatic Transfer Switching Equipment (class PC)

- Conforming standards: GB /T14048.11, IEC60947-6-1
- Electric class: special class PC
- Utilization category: AC-33B
- Frame size: 125A/250A/630A
- Rated short-time withstand current power-on time 25kA/200ms, rated short-circuit limiting current 100kA
- Having large-screen display and communication function
- Two-inlet one-outlet connection mode
- Padlock function, double protection
- Wide environmental adaptation: -25°C~70°C
- 3C and KEMA certification



NXZM



NXZM Automatic Transfer Switching Equipment (class CB)

- Conforming standards: GB /T14048.11, IEC60947-6-1
- Electric class: class CB
- Utilization category: AC-33B
- Frame size: 63A 125A/160A/250A 320A/400A 630A/800A
- Having large-screen display and communication function
- Brand-new plug-in modular design, small size
- Mechanical and electric interlock, safe and reliable
- Wide environmental adaptation: -25°C~ 70 °C
- 3C and KEMA certification



NXZHM



NXZHM Automatic Transfer Switching Equipment (class PC)

- Conforming standards: GB /T14048.11, IEC60947-6-1
- Electric class: derived class PC
- Utilization category: AC-33B
- Frame size: 63A 125A/160A/250A 320A/400A 630A/800A
- Having large-screen display and communication function
- Brand-new plug-in modular design, small size
- Mechanical and electric interlock, safe and reliable
- Wide environmental adaptation: -25°C~ 70 °C
- 3C and KEMA certification



NXZB-63



NXZB-63 Automatic Transfer Switching Equipment (class CB)

- Conforming standards: GB /T14048.11 , IEC60947-6-1
- Electric class: class CB
- Utilization category: AC-33iB
- Padlock function, safe and reliable
- Handle and motor on-off design
- Controller modular design with communication function
- Wide environmental adaptation: -25°C~ 70 °C
- 3C and KEMA certification



NXZHB-63



NXZHB-63 Automatic Transfer Switching Equipment (class PC)

- Conforming standards: GB /T14048.11, IEC60947-6-1
- Electric class: derived class PC
- Utilization category: AC-33B
- Padlock function, safe and reliable
- Handle and motor on-off design
- Controller modular design with communication function
- Wide environmental adaptation: -25°C~ 70 °C

Air Circuit Breaker

Leading every step, reliable new height



er



AIR CIRCUIT BREAKER



High-performance model

NA8 series

Rated current: 200-7500A

Icu: 55KA-135KA



Cost-effective model

NXA series

Rated current: 400A-6300A

Icu: 50KA-120 KA



Basic model

NA1 series

Rated current: 220A-6300A

Icu: 42KA-120KA

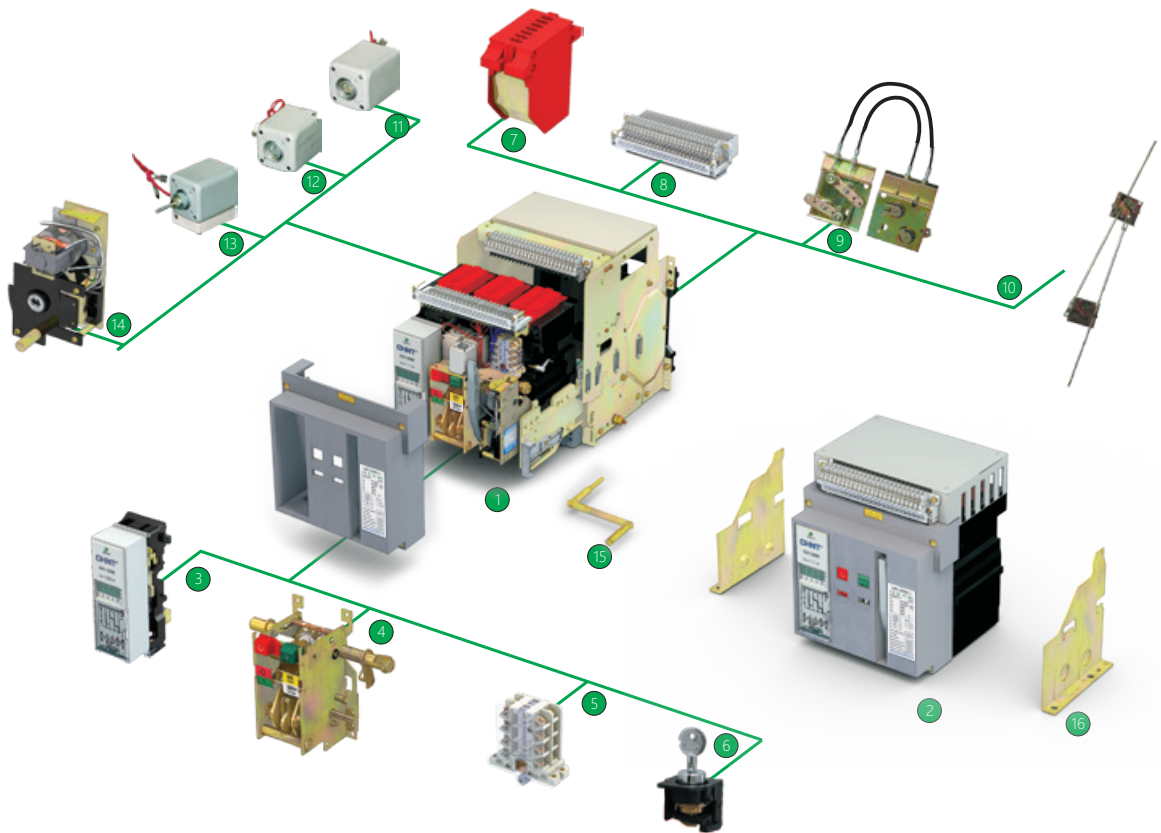


NA1



NA1 Air Circuit Breaker

- Rated current from 200 to 6300A
- Modulized mechanical part and accessories
- The terminal of the control circuit on the front enables easy handling
- Minimized arc space
- 3P 4P available
- Max. breaking capacity up to 120kA at 400V
- Drawout type / fixed type
- Power supplied from either top or bottom does no reduction in performance
- Circuit breakers comply with IEC/EN 60947-2
- Certified for operation in pollution-degree III environments as defined by IEC standard 60947 (industrial environments).
- Temperature range from -5°C to +40°C
- A complete system of add-on modules for NA1



- | | | | |
|--------------------------|-----------------------------|---|--|
| 1 Drawout type | 5 Auxiliary contact | 9 Wire , cable mechanical interlock | 13 Under , voltage release |
| 2 Fixed type | 6 Locking , device | 10 Connecting , rod type mechanical interlock | 14 Motor , driven energy , storage mechanism |
| 3 Intelligent controller | 7 Arcing chamber | 11 Shunt release | 15 Rotary handle |
| 4 Operating mechanism | 8 Secondary connecting part | 12 Closing electromagnet | 16 Fixed plate |



NXA



NXA Air Circuit Breaker

- Frame size(A): 1600,2000,3200,4000
- Breaking capacity: N,S,H
- Rated operational voltage $U_e(VAC)$: 380/400/415
- Number of poles: 3P,4P
- Installation method: draw-out type, fixed type
- Wiring type: horizontal rear connection
- Operation temperature: $-5^{\circ}C$ - $+40^{\circ}C$
- Storage conditions: apply to $-45^{\circ}C$ - $+70^{\circ}C$
- Protection grade: Front IP 20, other side IP 00

Circuit Breaker Description



- | | |
|--|--|
| <p>1 Trademark</p> <p>2 Secondary wiring terminal</p> <p>3 Breaking button</p> <p>4 Energy-storage handle</p> <p>5 Making button</p> <p>6 Nameplate</p> <p>7 Energy-storage/release indicator</p> <p>8 Breaking/making indicator</p> | <p>9 QR code</p> <p>10 Extraction draw plate (only applicable to draw-out type)</p> <p>11 "Disconnected" position locking (only applicable to draw-out type)</p> <p>12 Racking-handle entry (only applicable to draw-out type)</p> <p>13 Position indication (only applicable to draw-out type)</p> <p>14 Racking-handle storage (only applicable to draw-out type)</p> <p>15 Intelligent controller</p> <p>16 Fault-breaking indicator reset button</p> |
|--|--|



NA8

NA8

1. General


- Frame size (A): 1600, 2500, 4000, 7500
- Two kinds of breaking capacity: N, H (for 7500)
- Rated voltage Ue (VAC): 380/400/415, 690,
- Number of poles: 3 or 4 poles
- Mounting mode: draw-out type or fixed type
- Mode of connection: horizontal connection, vertical
- NA8 circuit breakers have successfully accredited through the EMC test specified in the following standards: IEC/ EN 60947-2
- Temperature range from -5°C to +40°C



- | | |
|--|---|
| <p>1 Trademark</p> <p>2 Secondary wiring terminal</p> <p>3 Breaking button</p> <p>4 Energy- storage handle</p> <p>5 Making button</p> <p>6 Name plate</p> <p>7 Energy-storage/release indicator</p> <p>8 Breaking/Making indicator</p> | <p>9 Draw-out plate</p> <p>10 Three-position locking device</p> <p>11 Drawer padlock</p> <p>12 Racking- handle entry</p> <p>13 Position indicator</p> <p>14 Rotary handle storage hole</p> <p>15 Intelligent controller</p> <p>16 Fault-breaking indicator reset button</p> |
|--|---|

Motor Control and Protection

various for choice, same for reliability







NC8



NC8 AC Contactor

The NC8 series AC contactor is used for remote making & breaking circuits, and can also be used with proper thermal overload relay together as an electromagnetic starter to protect circuits from overload.

- Rating up to 690V, 500A, AC 50/60Hz
- Standard: IEC/EN 60947-4-1
- Utilization category: AC-1, AC-3, AC-4
- Mounting conditions: inclination between mounting plane and vertical plane not exceed $\pm 5^\circ$



NC7



NC7 AC Contactor

The NC7 series AC contactor is mainly used for remotely closing and breaking circuits, and can be combined with an appropriate thermal overload relay to form an electromagnetic starter so as to protect the circuits likely to be overloaded in operation; the contact is well suited for frequently starting and controlling AC motors.

- Rating up to 690V, 620A, AC 50/60Hz, usage category of AC-3/400V
- This product meets the standard of IEC60947-4-1
- Coil voltage (AC): 24V, 36V, 48V, 110V, 127V, 220V, 230V, 380V, 415V, 440V, 480V, 500V, 600V, 660V
- Side mounting auxiliary contacts: NCF1-11C (1NO & 1NC)
- Top mounting auxiliary contacts: AX-3-20 & AX-3-02 & AX-3-11 (2NO or 2NC or 1NO & 1NC) AX-3-13 & AX-3-31 (1NO & 3NC or 3NO & 1NC) AX-3-40 & AX-3-04 & AX-3-22 (4NO or 4NC or 2NO & 2NC)
- Top mounting time delay block: F5-T (making time delay); F5-D (breaking time delay)
- Assemble with Thermal overload Relay NR2 (or NRE8) to be a DOL Starter.
- Assemble with another one & AX-3 & F5 & NR2 (or NRE8) to be a Star-Delta Starter called QJX2;
- Assemble with a current limiting block to be a Capacitor Contactor.
- Assemble with another one to be a reversing contactor.



NC6



NC6 Contactor

The NC6 Series Mini Contactor is used in remote motor (4kW) control application.

Rating up to 690V, 9A (AC-3). ----- (06A, 09A)

Standard: IEC/EN 60947-4-1

Two kinds of mounting available: Normal type (without pins); Pin type (with pins)

Ambient temp: $-5^\circ\text{C} \sim +40^\circ\text{C}$

Coil voltage (AC): 24V, 36V, 48V, 110V, 127V, 220V, 230V, 380V, 400V;

Auxiliary contacts: NCF6-20 & NCF6-02 (2NO or 2NC)

NCF6-13 & NCF6-31 (1NO & 3NC or 3NO & 1NC)

NCF6-40 & NCF6-04 (4NO or 4NC)

Assemble with Thermal overload Relay NR2-11.5 to be a DOL Starter.



NC1



NC1 Contactor

The NC1 Series Contactor is used in remote motor (45kW) control application.

- Rating up to 690V, 95A (AC-3). ----- (09A, 12A, 18A, 25A, 32A, 40A, 50A, 65A, 80A, 95A)
- Standard: IEC/EN 60947-4-1
- Ambient temp:-25°C~+55°C
- Coil voltage (AC): 24V, 36V, 48V, 110V, 127V, 220V, 230V, 380V, 415V, 440V, 480V, 500V, 600V, 660V
- Coil voltage (DC): 24V, 36V, 48V, 110V, 220;
- Side mounting auxiliary contacts: NCF1-11C (1NO & 1NC)
- Top mounting auxiliary contacts: F4-20 & F4-02 & F4-11 (2NO or 2NC or 1NO & 1NC)
F4-13 & F4-31 (1NO & 3NC or 3NO & 1NC)
F4-40 & F4-04 & F4-22 (4NO or 4NC or 2NO & 2NC)
- Top mounting time delay block: F5-T (making time delay);
F5-D (breaking time delay)
- Assemble with Thermal overload Relay NR2 (or NRE8) to be a DOL Starter.
- Assemble with another one & F4 & F5 & NR2 (or NRE8) to be a Star-Delta Starter called QJX2;
- Assemble with a current limiting block to be a Capacitor Contactor.
- Assemble with another one to be a reversing contactor.



NC1-Z(N) DP

NC1-Z(N) DP Contactor

- Used for long-distance circuit making and breaking
- Rated working voltage up to 690V, 25A and 40A (AC-3)
w/ 2 NO 2 NC main contacts
- Compliance standards: IEC / EN 60947-4-1
- Ambient air temperature: -25°C~+55°C,
24-hour average temperature not exceeding +35°C
- Altitude: ≤ 2000m
- Coil voltage: DC 48V
- Can form into reversible contactor with other AC contactors



NC2



NC2 Contactor

The NC2 Series Contactor is used in remote motor (475kW) control application.

Rating up to 690V, 800A (AC-3).

----- (115A,150A,185A,225A,265A,330A,400A,500A,630A,800A)

Standard: IEC/EN 60947-4-1

Ambient temp: -5°C~+40°C

Coil voltage (AC): 110V, 127V, 220V, 230V, 380V, 400V;

Top mounting auxiliary contacts: F4-20 & F4-02 & F4-11 (2NO or 2NC or 1NO & 1NC)

F4-13 & F4-31 (1NO & 3NC or 3NO & 1NC)

F4-40 & F4-04 & F4-22 (4NO or 4NC or 2NO & 2NC)

Top mounting time delay block: F5-T (making time delay);

F5-D (breaking time delay)

Assemble with Thermal overload Relay NR2 to be a DOL Starter.

Assemble with another one to be a reversing contactor.



NCK3



NCK3 DP Contactor

The NCK3 Series DP Contactor is used in remote motor of air-conditioner (<60HP) control application.

Rating up to 630V, 90A. ----- (25A, 30A, 32A, 40A, 50A, 60A, 75A, 90A)

Standard: UI508

Poles: 1P+1NC, 1P+N, 2P, 3P

Ambient temp: -5°C~+40°C

Coil voltage (AC): 24V, 110V,120V, 220V,240V (50/60Hz).



NCK5



NCK5 DP Contactor

- The NCK5 series DP contactor is used for remote motor control of air-conditioner.
- Rating up to 600V, 40A (20A, 25A, 30A, 32A, 40A).
- Standard: UL/CSA 60947-4-1
- Poles: 3P, 4P
- Ambient temp.: -5°C ~ +40°C
- Coil voltage (AC): 24V, 36V, 48V, 110V, 120V, 220V, 208 ~ 240V, 277V, 440V, 480V (50/60Hz)
- Different wiring terminals for selection.



NC11

NC11 AC Contactor

- Standard: IEC 60947-4-1
- Rating current: 65A
- With 4NC main contacts, suitable for long-time closed applications, such as pre-pay meters.
- Compact design, 10% smaller than NC1-65 with same install dimension.
- Modular design without auxiliary contact, and can combine NCF-11C auxiliary contact module on both sides.
- Suitable for screw installation and DIN rail installation.



NCH8

NCH8 Modular AC Contactor

For controlling the household device or similar low inductive electric device

Manufactured according to IEC/EN 61095

Utilization category: AC-1, AC-7a, AC-7b

Electric ratings: up to 20A, 25A, 40A, 63A, 230V, 400V, AC50/60Hz

Various contact assembly are available





NXC AC Contactor

- The NC1 series AC contactor is used in remote motor ($\leq 335\text{kW}$) control application.
- Rating up to 690V, 630A (AC-3). -----(6A, 9A, 12A, 16A, 18A, 22A, 25A, 32A, 38A, 40A, 50A, 65A, 75A, 85, 100A, 120A, 160A, 185A, 225A, 265A, 330A, 400A, 500A, 630A)
- Standard: IEC/EN 60947-4-1
- Ambient temp.: $-35^{\circ}\text{C} \sim +70^{\circ}\text{C}$
- Coil voltage : 6A~225A: 24V, 36V, 48V, 110V, 127V, 220V, 380V, 415V (AC)
265A~630A: 24V, 36V, 48V, 110V, 127V, 220V, 380V, 415V (AC/DC)
6A~12A (mini type): 24V, 36V, 48V, 110V, 127V, 220V, 380V, 415V (AC)
24V, 48V, 110V, 220V (DC)
- Side mounting auxiliary contacts: AX-3C/11 (for 6A~225A) & AX-3C/11B (for 265A~630A) (1NO&1NC)
- Top mounting auxiliary contacts: AX-3X/11 & AX-3X/20 & AX-3X/02 (1NO&1NC or 2NO or 2NC)
AX-3X/13 & AX-3X/31 (1NO&3NC or 3NO&1NC)
AX-3X/22 & AX-3X/40 & AX-3X/04 (2NO&2NC or 4NO or 4NC)
AX-3M/11 & AX-3M/20 & AX-3M/02 (for mini type, 1NO&1NC or 2NO or 2NC)
AX-3M/13 & AX-3M/31 (for mini type, 1NO&3NC or 3NO&1NC)
AX-3M/22 & AX-3M/40 & AX-3M/04 (for mini type, 2NO&2NC or 4NO or 4NC)
- Top mounting time delay block: F5-T (making time delay) & F5-D (breaking time delay)
- Assemble with Thermal Overload Relay NXR to be a DOL Starter.
- Assemble with another one to be a reversing contactor.



CJ19



CJ19 Capacitor Switching Contactor

The CJ19 Series Contactor is used in remote capacitor (130kvar) switch application.

Rating up to 400V, 130A (AC-6b). ----- (25A, 32A, 43A, 63A, 95A, 115A, 150A, 170A)

Standard: IEC/EN 60947-4-1

Ambient temp: -5°C~+40°C

Coil voltage (AC): 24V, 36V, 48V, 110V, 127V, 220V, 230V, 380V,
415V, 440V, 480V, 500V

CJ19-25: Rating current 17A (AC-6b/380V);

Power of controlled capacitor 12.5kvar.

CJ19-32: Rating current 23A (AC-6b/380V);

Power of controlled capacitor 20kvar.

CJ19-43: Rating current 29A (AC-6b/380V);

Power of controlled capacitor 25kvar.

CJ19-63: Rating current 43A (AC-6b/380V);

Power of controlled capacitor 33.3kvar.

CJ19-95: Rating current 72.2A (AC-6b/400V);

Power of controlled capacitor 50kvar.

CJ19-115: Rating current 87A (AC-6b/400V);

Power of controlled capacitor 60kvar.

CJ19-150: Rating current 115A (AC-6b/400V);

Power of controlled capacitor 80kvar.

CJ19-170: Rating current 130A (AC-6b/400V);

Power of controlled capacitor 90kvar.



NR8



NR8 Thermal Overload Relay

- NR8 series thermal overload relay is used to provide overload and phase failure protection for AC motors
- Frequency: AC 50Hz/60Hz
- Voltage: up to 690V
- current: 0.1A~38A
- Standard: IEC 60947-4-1.



NRE8



NRE8 Electronic Overload Relay

The NRE8 Series Electronic Overload Relay is used

in remote motor control application for overload function.

Rating up to 690V, 630A (AC-3). ----- (25A, 40A, 100A, 200A, 630A)

Standard: IEC/EN 60947-4-1

Ambient temp: -5°C~+40°C

Assemble with Contactor NC1, NC2, NC7, NC8 to be a DOL Starter.



NR2



NR2 Thermal Overload Relay

NR2 series thermal overload relay is used to provide overload and phase failure protection for AC motors.

Rating up to 690V, 630A. ----- (11.5A, 25A, 36A, 93A, 150A, 200A, 630A)


Standard: IEC/EN 60947-4-1

Ambient temp: -5°C~+40°C

Assemble with Contactor NC1, NC2, NC7 to be a DOL Starter.



NS2



NS2 Manual Motor Starter

- The NS2 Series Manual Motor Starter is used in remote motor control application for overload, short circuit & phase failure.
- Rating up to 690V, 80A(AC-3). ----- (0.1~0.16A, 0.16~0.25A, 0.25~0.4A, 0.4~0.63A, 0.63~1A, 1~1.6A, 1.6~2.5A, 2.5~4A, 4~6.3A, 6~10A, 9~14A, 13~18A, 17~23A, 20~25A, 24~32A, 16~25A, 25~40A, 40~63A, 56~80A)
- Standard: IEC/EN 60947-2, IEC/EN 60947-4-1
- Ambient temp: -5°C~+40°C
- Side mounting auxiliary contacts: NS2-AU20(2NO)
NS2-AU11(1NO & 1NC)
- Front mounting auxiliary contacts: NS2-AE20(2NO)
NS2-AE11(1NO & 1NC)
- Under-voltage release: NS2-UV110, NS2-UV220, NS2-UV380;
- Shunt release: NS2-SH110, NS2-SH220, NS2-SH380;
- Fault signal contact & instantaneous auxiliary contact: NS2-FA0110 (1NC &1NO)
NS2-FA0101 (1NC & 1NC)
NS2-FA1010 (1NO & 1NO)
NS2-FA1001 (1NO & 1NC)
- Conversion connector: CC-2(NS2)
CC-3(NS2)



NQ2



NQ2 Direct On-line Motor Starter

- The NQ2 Series DOL Motor Starter is used in remote motor ($\leq 33\text{kW}$) start & control application.
- Rating up to 660V, 68A (AC-3).----- (0.1~0.16A,0.16~0.25A,0.25~0.4A,0.4~0.63A, 0.63~1A,1~1.6A,1.25~2A,1.6~2.5A,2.5~4A,4~6A,5.5~8A,7~10A,9~13A,12~18A, 17~25A,23~32A,28~36A,30~40A,37~50A,48~65A,55~70A,63~80A,80~93A)
- Standard: IEC/EN 60947-4-1
- Ambient temp: -5°C~+40°C
- Coil voltage (AC): 24V, 36V, 48V, 110V, 127V, 220V, 230V, 380V, 415V;
- NQ2-15(P, N, NB)/1: Rating current 12A (AC-3),
Motor power (start & control) $\leq 5.5\text{kW}$
- NQ2-15(P, N, NB)/2: Rating current 18A (AC-3),
Motor power (start & control) $\leq 7.5\text{kW}$
- NQ2-15(P, N, NB)/3: Rating current 25A (AC-3),
Motor power (start & control) $\leq 11\text{kW}$
- NQ2-15(P, N, NB)/4: Rating current 32A (AC-3),
Motor power (start & control) $\leq 15\text{kW}$
- NQ2-33(P)/1: Rating current 52A (AC-3),
Motor power (start & control) $\leq 25\text{kW}$
- NQ2-33(P)/2: Rating current 68A (AC-3),
Motor power (start & control) $\leq 33\text{kW}$

Note: P (with pushbutton), N (reversing), NB (reversing but without thermal relay)



NQ3



NQ3 DOL Electromagnetic Starter

- The NQ3 Series DOL Motor Starter is used in remote motor ($\leq 11\text{kW}$) start & control application.
- Rating up to 660V, 22A (AC-3). ----- (0.1~0.16A, 0.16~0.25A, 0.25~0.4A, 0.4~0.63A, 0.63~1A, 1~1.6A, 1.25~2A, 1.6~2.5A, 2.5~4A, 4~6A, 5.5~8A, 7~10A, 9~13A, 12~18A, 17~25A)
- Standard: IEC/EN 60947-4-1
- Ambient temp: $-5^{\circ}\text{C} \sim +40^{\circ}\text{C}$
- Coil voltage (AC): 24V, 36V, 48V, 110V, 127V, 220V, 230V, 380V, 415V;
NQ2-5.5P: Rating current 12A (AC-3),
Motor power (start & control) $\leq 5.5\text{kW}$ (400V)
NQ2-11P: Rating current 22A (AC-3),
Motor power (start & control) $\leq 11\text{kW}$ (400V)
- Note: P (with pushbutton)



NQB1

NQB1 Series Protection Starter

- The NQB1 Series Motor Starter is used in remote motor ($\leq 7.5\text{kW}$) control & protection application.
- Rating up to 690V/18A (AC-3): 0.1~0.16A, 0.16~0.25A, 0.25~0.4A, 0.4~0.63A, 0.63~1A, 1~1.6A, 1.6~2.5A, 2.5~4A, 4~6.3A, 6~10A, 9~14A, 13~18A
- Standard: IEC60947-4-1
- Ambient temperature: $-5^{\circ}\text{C} \sim +40^{\circ}\text{C}$
- Coil voltage (AC): 110V, 220, 380V



NKB1

NKB1 Control&Protection Switching Device

The NKB1 series CPS is used in remote motor control & protection application.
Rating up to 690V/125A(AC-3): 0.4~1A, 1.2~3A, 2.4~6A, 4.8~12A, 6.4~16A, 10~25A, 12.8~32A, 18~45A, 25~63A, 32~80A, 40~100A, 50~125A
Ambient temperature: $-5^{\circ}\text{C} \sim +40^{\circ}\text{C}$
Coil voltage(AC): 230, 400



NTB1

NTB1 Circuit-breaker for Equipment

The circuit-breaker for equipment is used to in the control of the equipment for overload function
Rating up to AC250V, DC32V, 3A
Standard: IEC/EN 60934, UL1077 and CSA C22.2 No.235



Control and Sign

diversity for applications



al





NP8



NP8 Pushbutton

- The NP8 Series Pilot Device is used in remote circuit control and indication.
- Rating up to 415V, 1.9A (AC-15) or 250V, 0.27A (DC-13)
- Standard: IEC/EN 60947-5-1 IP65; Drill plan: $\Phi 22\text{mm}$
- Electrical endurance: 1000×10^3 circles for Flush & mushroom head type;
 100×10^3 circles for Flush & mushroom other head type;
- Ambient temp: $-5^{\circ}\text{C} \sim +40^{\circ}\text{C}$; Contact blocks: 3pcs (max);
- Illuminated: Either illuminated or Non-illuminated available.
- Button: Either Momentary or Maintained type available
- Holder: Plastic available
- Head available: Flush head, Mushroom head, selector switch, double-head switch, indicator
- Head colors available: Red Black Green Blue Yellow.



NP2



NP2 Pushbutton

- The NP2 Series Pilot Device is used in remote circuit control and indication.
- Rating up to 230V, 4.5A (AC-15) or 110V, 0.6A (DC-13)
- Standard: IEC/EN 60947-5-1 IP40; Drill plan: $\Phi 22\text{mm}$
- Electrical endurance: 500×10^3 circles for Flush & mushroom head type;
 100×10^3 circles for Flush & mushroom other head type;
- Ambient temp: $-5^{\circ}\text{C} \sim +40^{\circ}\text{C}$; Contact blocks: 2pcs (max);
- Illuminated: Either illuminated or Non-illuminated available.
- Button: Either Momentary or Maintained type available
- Holder: Either metal or plastic available
- Head available: Flush head, Mushroom head, selector switch, double-head switch, indicator
- Head colors available: Red Black Green Blue Yellow.



NP6



NP6 Pushbutton

- The NP6 Series Pilot Device is used in remote circuit control and indication.
- Rating up to 220V, 0.5A (AC-15) or 220V, 0.1A (DC-13)
- Standard: IEC/EN 60947-5-1
- IP40; Drill plan: $\Phi 16\text{mm}$
- Electrical endurance: 500×10^3 circles for Flush & mushroom head type;
 100×10^3 circles for Flush & mushroom other head type;
- Ambient temp: $-5^{\circ}\text{C} \sim +40^{\circ}\text{C}$
- Button: Either Momentary or Maintained type available
- Head available: Flush head, Mushroom head, selector switch, indicator
- Head colors available: Red Black Green Blue Yellow.



NP3



NP3 Pushbutton

- The NP3 Series Pilot Device is used in remote circuit control.
- Rating up to AC 380V or DC 220V
- Standard: IEC/EN 60947-5-1
- IP65;
- Electrical endurance: 500×10^3 circles for Flush & mushroom head type;
- Ambient temp: $-5^{\circ}\text{C} \sim +40^{\circ}\text{C}$
- Button: Momentary type available

- NP3-1 (↑, ↓);
- NP3-1A (ON/OFF, ↑, ↓)
- NP3-1K (ON/Emergency Stop, ↑, ↓);
- NP3-2 (↑, ↓, ←, →);
- NP3-2A (ON/OFF, ↑, ↓, ←, →)
- NP3-2K (ON/Emergency Stop, ↑, ↓, ←, →);
- NP3-3 (↑, ↓, ←, →, ↖, ↗);
- NP3-3A (ON/OFF, ↑, ↓, ←, →, ↖, ↗)
- NP3-3K (ON/Emergency Stop, ↑, ↓, ←, →, ↖, ↗);
- NP3-4 (↑, ↓, ←, →, ↖, ↗, ○, ⊙);
- NP3-4A (ON/OFF, ↑, ↓, ←, →, ↖, ↗, ○, ⊙)
- NP3-4K (ON/Emergency Stop, ↑, ↓, ←, →, ↖, ↗, ○, ⊙);
- NP3-4 (↑, ↓, ←, →, ↖, ↗, ○, ⊙, ~, ≡)

↑	Up	↓	Down
←	Left	→	Right
↖	Front	↗	Back
⌚	Clock-wise	⌚	Anti-clock wise
~	Slow	≡	Fast



NPH1 Pushbutton Box

- The NPH1 Series Pushbutton enclosure is designed for NP8 Series Pushbutton.
- Rating up to AC 415V or DC 250V;
- Standard: IEC/EN 60947-5-1 IP65;
- Electrical endurance: 500×10³ circles for Flush & mushroom head type;
100 ×10³ circles for Flush & mushroom other head type;
- Ambient temp: -5°C~+40°C



ND16 Indicator Light

- The ND16 Series Indicator is used in remote indication.
 - Rating up to 400V (AC/DC)
 - Standard: IEC/EN 60947-5-1
 - IP65,IP40;
 - Drill plan: Φ22mm
 - Electrical endurance: 30×10³ Hours
 - Ambient temp: -5°C~+40°C
 - Head colors available: Red Green Blue Yellow White;
 - ND16-22A(S)/2: For AC/DC application, Flat-platform lampshade;
 - ND16-22A(S)/4: For AC application, Flat-platform lampshade;
 - ND16-22B(S)/2: For AC/DC application, Flat-round platform lampshade;
 - ND16-22B(S)/4: For AC application, Flat-round platform lampshade;
 - ND16-22C(S)/2: For AC/DC application, Arc-surface ripple lampshade;
 - ND16-22C(S)/4: For AC application, Arc-surface ripple lampshade;
 - ND16-22D(S)/2: For AC/DC application, Arc-surface round lampshade;
 - ND16-22D(S)/4: For AC application, Arc-surface round lampshade;
 - ND16-22BK: Fast connection type
- Note: (S) for compact type.



ND16 Buzzer

- Rating up to AC/DC 110V, AC 380V
- IP20
- ND16-22F, ND16-22FS
- ND16-22L, ND16-22LC
- Head colors: Red Black

Inverter & Soft-Starter

Energy Saving and
Efficiency Improving





CHNT

88888

CO SHIFT
PR SET
P-A STOP

WARNING

1. Please read the user manual before operation.
2. Danger! High voltage inside the chassis.
3. After 10 minutes should be power off for maintenance operation, confirm below 36V DC bus voltage, otherwise there is risk of electric shock.

NUR2-37D
SOFT STARTER

CHNT

DIGITAL OPERATOR
0.00
READY RUN ERROR
ENTER RUN
SET STOP



NMF2G Inverter

- Superior starting capability: Flux vector control technology, 0.5Hz/150% (starting torque)
- More powerful overload, 180% rated current to maintain 5s
- Stable operation at high speed: speed accuracy of 0.5%
- Maximum speed deviation speed ratio: Vector Control without PG 1:100; V/F 1:50
- Significant energy saving:
Automatic energy-saving operation, effect up to 20% -50%



NMF300M Inverter

- NMF300M mini type inverter with compact dimension
- Flux vector control can provide high speed precision, wide speed range, high start torque and good reliability
- PID control, wobble frequency control, preset speed function
- Single phase and Three phase input



NMF3 Inverter

- Use of advanced high-precision flux vector control technology to achieve precise and smooth starting of motor
- Good environmental adaptability, allowing the voltage fluctuation range of - 15%, ~ +10%
Circuit board with conformal coating
- Starting torque: 0.5Hz/180% rated torque
- Speed range: 1:100 (control without PG); 1:1000 (control with PG)
- High-speed pulse input and pulse output functions, suitable for applications where precision requirements for speed control are very high.
- Built in EMC, and powerful product anti-interference capability
- Automatic energy-saving operation, automatic current limiting, automatic voltage regulator, PID control functions, provide better equipment protection for customers and achieve energy saving
- More than 20 kinds of protection functions e.g. over-current, over-voltage, under-voltage, overload, phase loss, and overheating
- Widely used in electrical drive and automation and control of papermaking, textile, water



NVF5



NVF5 VFD (Variable-frequency Drive)

- Compliance standards: GB/T 12668.2, EN61800-5-1, EN61800-3
- Strong voltage adaptability, single phase: 187V-253V;
Three phase: 323V-506V
- Large start-up torque: 150% of rated torque when start-up torque at 0.5Hz
- Strong overload capability: 150% of rated current for 1 minute; 180% overload for 2 seconds
- With three-level menu settings. In addition to simple parameters and engineer-level parameters, customers may also customize the parameter macros according to the actual load to achieve a quick start
- Various V/F curves, linear V/F curve (2nd power, 1.7th power, 1.2nd power, nth power), reduction torque V/F curve; complete PID function, flexible parameter adjustment for different loads to achieve smooth load start-up
- With many types of protection such as over current, over voltage, under voltage, overload, output phase loss, overheat
- Compact and flexible mounting, DIN rail and wall mounting for 2.2kW or less; wall mounting for above 2.2kW
- High degree of protection: IP20 as standard, IP22 with dust guard
- Widely used in food packaging, conveyor belts, textile machinery, woodworking, fans and blowers, pumps, machine tools, electronics, medicine and other fields



NJR2-T Soft-starter

- Three-phase 220V voltage class, dual CPU control, smooth starting and stopping
- Built-in with multiple protection features, perfect protection for soft starting of the motor
- Product specifications covering 7.5kW-160kW (squirrel cage) Three-phase AC induction motor
- Multiple overload curves in line with national standards, better overload protection
- Widely used in electrical drive equipment in many fields
- Ideal replacement for traditional star-delta starters, and auto voltage starting
- Starting current: 0.5-5 times the starting current limit.
- Kickstart time: 0.1S



NJR2-D Soft-starter

- Three-phase 380V voltage class, dual-CPU control, smooth starting and stopping
- All-aluminum design patents, good heat dissipation
- 75kW or less full-aluminum design, the radiator and shell in one, increased heat dissipation area
- Powerful starting function and perfect protection function:
Built-in 6 kinds of starting modes, adaptable to loads of different occasions
Built-in with multiple protection features, perfect protection on motor and soft starting
Multiple overload curves in line with national standards for, better overloading protection
- RS485 communication (external communication module) function, facilitating networking control and automated transformation



NJR2-ZX On-line Soft-starter

- Without requiring bypass contactor, online operation, built-in fan with feedback signal
- Dual-CPU chips, fast response to protection, smooth starting and stopping
- Aluminum casing patented design, desirable cooling effect
- Powerful starting ability, perfect protection function
- Built-in with six kinds of starting modes, suitable for loads on different occasions
- Multiple overload curves in line with national standards, better overloading protection
Rs485 communication (external communication module)
- Shield design for wiring, without requiring bypass contactor

Relays

smaller size, bigger function





CHINT
PHASE FAILURE AND PHASE
SEQUENCE PROTECTOR
VOLTAGE-THREE PHASE 380V
XJ3-G

CHINT
JRS4 TIME RELAY RELAY

CHINT
NJBK5-5
MOTOR CONTROLLER
ZHEJIANG CHINT ELECTRICS CO.,LTD
Motor Controller used for the first time,
over load should be setting.
POWER
FORCED START

CHINT
KG10T
TIME SWITCH
17:59

CHINT
NJBK7-800
RUN
STOP
SET
ALARM
START STOP

CHINT
JYB-714B
FLOATLESS RELAY
VOLTAGE
ZHEJIANG CHINT ELECTRICS CO.,LTD

CHINT
JS23

CHINT
JS26

CHINT
RJ1



NJB1-YW



NJB1-YW Floatless Relay

- NJB1-YW Floatless Relay is applicable for water level automatic control in industrial facilities & equipments, civil water tower, high cistern, underground conservation pool, etc.
- The control of automatic water supply or drainage may be achieved by a simple operation of the function switch without modifying the user's connectiong conditons.
- This product is not applicable for water level control of flammable and explosive liquid, such as oil, chemical liquid, etc.



NJB1-X



NJB1-X Relay (Three-Phase Unbalance, Phase Sequence, Phase Failure Protection)

- NJB1-X relay are applied in AC380V~480V control circuits at a frequency of 50Hz/60Hz as protection elements of phase sequence, phase failure and phase unbalance,making or breaking circuits.
- The relay with the true effective value of three phase AC voltatage provides more reliable operating protection. The products meet the requirements of standard IEC 60947-5-1.



NJB1-X1



NJB1-X1 Relay (Phase Sequence, Phase Failure Protection)

- NJB1-X1 relay is used as an phase sequence and phase failure protection device in control circuits with an AC voltage of 200V~500V and a frequency of 50Hz or 60Hz to make and break the circuit.
- It cannot monitor the phase failure of motor load.
- The products meet the requirement of standard IEC 60947-5-1



NJB1-S



NJB1-S Time Delay Relay

- NJB1-S Series Time Delay Relay is applicable for controlling circuit @ A.C. 50Hz/ 60Hz, up to 380V rated supply voltage and up to D.C.24V supply voltage as monitoring protection element to make or break circuit according to preset value.
- NJB1-S time-delay relay is used in controlling circuit as time delay element to make or break circuit according to preset time.



NJBK10

NJBK10 Motor Protection Relay

- NJBK10 motor protection relay (hereinafter referred to as protector) is applicable for overload, phase-failure and three-phase unbalance protection of AC motor @A.C.50Hz, less than AC690V rated insulation voltage and 1A ~ 200A rated operating current for its continuous working or discontinuous working. Protector and AC contactor are generally used cooperatively.
- This product meets the requirements of IEC 60947- 4-1



NJBK7

NJBK7 Motor Protection Relay

- Standard: IEC 60947-4-1
- Rating current: 1A~800A, Rogowski coil is applied for high current.
- Rating control voltage: 50Hz AC220V, AC230V, AC240V, AC380V, AC400V, AC415V.
- Trip class: 5, 10A, 10, 20, 30.
- Various motor protection functions, with RS485 interface and 4mA-20mA analog transmission interface for communication and monitor.
- With LED display and setting button, smaller size can save installation space.
- Can operate for auto-coupling or star-delta start.



NJBK6

NJBK6 Motor Protection Relay

- NJBK6 series motor protection relay is used to provide overload, phase failure, three-phase current unbalance and locked rotor protection for AC motors with a frequency of AC 50Hz, a rated insulation voltage of below 690V and a rated operational current of 1A~36A that operate continuously or intermittently.
- Standards: IEC 60947-4-1



NJBK1

NJBK1 Series Motor Protector

- Standards compliant: GB 14048.4, IEC 60947-4-1
- Rated control supply voltage: 50Hz AC380V, AC220V
- Maximum rated working current up to 400A
- Trip grade: Level 5, level 10A, level 10, level 20 and level 30 adjustable
- Overload, open phase and three-phase current imbalance and other protection functions
- Nixie tube displays the motor working condition and the maximum phase current value
- Linear scale knob adjustment
- With test/reset buttons
- Pluggable terminal blocks
- With the function of protection contact will release with no control supply voltage





NJBK2

NJBK2 Motor Protection Relay

- NJBK2 series motor protection relay (hereinafter referred to protector as simply) is applicable for overload, locked-rotor, phase-failure, three phase current unbalance, earthing and PTC temperature protection of AC motor @ A.C.50Hz, less than 690V rated insulation voltage and 1A ~ 800A rated operating current for its continuous working or discontinuous working.
- This product meets the requirements of IEC 60947- 4-1



NJBK5

CE

NJBK5 Motor Controller

- NJBK5 series motor controller (hereinafter referred to as controller) is mainly used in circuits with a frequency of AC 50Hz (or 60Hz), a rated operational voltage of up to 380V and a rated control power of up to 11kW (current up to 22A) to control the direct start and stop of water pumps or motors, provide motors with overload and phase failure protection, and realize automatic liquid level control for civil water towers and reservoirs.
- This product is not applicable to the liquid level control of low-conductivity liquids, such as oil, purified water, inflammable and explosive chemical liquids and high-density sewage.
- Standards: IEC 60947-4-1.



NJBK5-5

CE

NJBK5-5 Motor Controller

- NJBK5-5 motor controller (hereinafter referred to as controller) is mainly used in circuits with a frequency of AC 50Hz/60Hz, a rated operational voltage of up to 220V and a rated control power of up to 2.2kW (current up to 20A) to control the direct start and stop of single-phase water pumps, provide overload and underload protection (pump runaway protection), and realize automatic liquid level control for civil water towers and reservoirs.
- This product is not applicable to the liquid level control of oil, purified water, inflammable and explosive chemical liquids, corrosive liquids and high-density sewage.
- Standards: IEC 60947-4-1



JD-5A

CE

JD-5A Integrated Motor Protector

- JD-5A Integrated Motor Protector (hereinafter referred to as protector) is applicable for overload, phase failure and three-phase current unbalance protection of AC motor @ A.C.50Hz, less than AC380V rated operating voltage and 1A~400A rated operating current for its continuous working or discontinuous working.
- Protector and AC contactor are generally used cooperatively.
- This product meets the requirements of IEC 60947-4-1.



NXR



NXR Thermal Overload Relay

- The NXR series thermal overload relay is used to provide overload and phase failure protection for AC motors.
- Rating up to 690V, 630A (AC-3): ----- (12A for mini type, 25A, 38A, 100A, 200A, 630A)
- NXR-200 and NXR-630 are electronic overload relay.
- Standard: IEC/EN 60947-5-1
- Ambient temp.: -35°C~+70°C
- Assemble with NXC contactor to be a DOL starter.



NXRC



NXRC Contactor Relay

- The NXRC series contactor relay is used in relay control, signal transmission and isolation amplifier application.
- Rating up to 690V, I_{th}=10A, 380V/1.5A for AC-15 and 220V/0.3A for DC-13
- Contact combination: 4NO or 3NO&1NC or 2NO&2NC or 1NO&3NC or 4NC
- Standard: IEC/EN 60947-5-1
- Ambient temp.: -35°C~+70°C
- Coil voltage : 24V, 36V, 48V, 110V, 127V, 220V, 380V, 415V (AC)
24V, 48V, 110V, 220V (DC)
- Top mounting auxiliary contacts:
AX-3M/11 & AX-3M/20 & AX-3M/02 (1NO&1NC or 2NO or 2NC)
AX-3M/13 & AX-3M/31 (1NO&3NC or 3NO&1NC)
AX-3M/22 & AX-3M/40 & AX-3M/04 (2NO&2NC or 4NO or 4NC)



NXJ



NXJ Plug-in Relay

- The NXJ series plug-in relay is used in relay control, signal transmission and isolation amplifier application
- 3A, 5A and 10A switching current
- Ambient temp.: -35°C~+70°C
- Various sockets available
- With LED indicator as an option
- Full range of AC and DC coil



JD-5E



JD-5E Integrated Motor Protector

- JD-5E Integrated Motor protector (hereinafter referred to as protector) is applicable for overload and phase-failure protection of AC motor @A.C.50Hz, less than AC690V rated insulation voltage and 1A-400A rated operating current for its continuous working or discontinuous working. Protector and AC contactor are generally used cooperatively.
- This product meets the requirements of IEC 60947-4-1.



JD-5



JD-5 Integrated Motor Protector

- JD-5 Integrated Motor Protector (hereinafter referred to as protector) is applicable for overload and phase-failure protection of AC motor @ A.C.50Hz, less than AC690V rated insulation voltage and 0.5A~400A rated operating current for its continuous working or discontinuous working. Protector and AC contactor are generally used cooperatively.
- This product meets the requirements of IEC 60947- 4-1.



JD-8

JD-8 Integrated Motor Protector

- JD-8 Integrated Motor protector (hereinafter referred to as protector) is applicable for overload and phase-failure protection of AC motor @A.C.50Hz, less than AC690V rated insulation voltage and 0.5A-160A rated operating current for its continuous working or discontinuous working. Protector and AC contactor are generally used cooperatively.
- This product meets the requirements of IEC 60947-4-1.



NJYB3



NJYB3 Relay

- NJYB3 relay is used to provide overvoltage, undervoltage, phase failure, phase sequence and three-phase unbalance control in three-phase three-wire 380V circuits and three-phase four-wire 220V circuits with a frequency of AC 50Hz(or 60Hz). For example, it is used for power control systems, air conditioning systems and motors.



NJYB1



NJYB1 Voltage Protection Relay

- This product is used in AC 50Hz three-phase four wire 220V circuit.
- It can detect fault state as overvoltage, undervoltage, phase-failure and phase-sequence through advanced electronic circuit check, and provide reliable protection.



XJ3



XJ3 Phase-Failure and Phase-Sequence Protective Relay

- XJ3 series phase failure and phase sequence protection relay is used to provide overvoltage, undervoltage and phase failure protection in three-phase AC circuits and phase sequence protection in irreversible transmission devices and features reliable performance, wide application and convenient use.
- The protector starts to function when it is connected to the power control circuit in accordance with the drawing.
- When the fuse of any phase of the three-phase circuit is open or when there is a phase failure in the power supply circuit, the XJ3 operates immediately to control the contact to cut off the power supply of the AC contactor coil of the main circuit so that the main contact of the AC contactor operates to provide the load with phase failure protection.
- When the phases of a three-phase irreversible device with predetermined phase sequence are connected incorrectly due to maintenance or change of the power supply circuit, the XJ3 series will identify the phase sequence, stop supplying power to the power supply circuit and achieve the goal of protecting the device.



NJS1-H

CE

NJS1-H Time Delay Relay

- NJS1-H series time delay relay (hereinafter referred to as relay) is used as a time control element in control circuits with an AC voltage of 240V or below and a frequency of 50Hz/60Hz and control circuits with a DC voltage of 240V or below to make and break the circuit according to the schedule.



NJS1-M

CE

NJS1-M Time Delay Relay

- NJS1-M Series Time Relay is applicable for controlling circuit @ A.C. 50Hz/60Hz, up to 240V rated supply voltage and up to D.C. 240V rated supply voltage as delay element to make or break circuit according to preset time.



NJS1

CE

NJS1 Time Delay Relay

- NJS1 Series Time-Delay Relay is applicable for controlling circuit @ A.C. 50Hz/60Hz, up to 380V rated voltage or up to D.C.240V rated voltage as delay element to make or break circuit according to preset time.



NJS5

CE

NJS5 Time Delay Relay

- NJS5 series time relay mainly used as time control component for control circuit with AC 50Hz/60Hz, rated control power supply voltage to 400V,make or break the circuit at a preset time.
- Indication of operational states with LEDs.
- DIN rail mounting and compact 18 mm design.



CE

NJS5-M2 time relay

- Standards compliant: GB 14048.5, IEC 60947-5-1
- Rated control supply voltage:
AC110V, AC220V, AC230V, AC240V,
AC380V, AC400V, DC24V
- Delay range:1s~100h,7 adjustable gears
- Delay function: on-delay, off-delay, interval delay,
off-delay/interval delay, equal period cyclical delay (ON start),
equal period cyclical delay (OFF start), Trigger/interval delay, 7 adjustable gears
- Dual LED indicator (Power indicator and action indicator)
- 18mm modularized design, can be installed to distribution box



CE

NJS3 Time Delay Relay

- NJS3 series time relay mainly used as time control component for control circuit with AC 50Hz/60Hz, rated control power supply voltage to 220V,make or break the circuit at a preset time.
- DIN rail mounting and compact 18 mm design.



CE

NTE8 Time Delay Relay

- NTE8 Series time delay relay is applicable for controlling circuit @AC 50Hz/60Hz, up to 230V rated voltage or up to DC 24V rated voltage as delay element to make or break circuit according to preset time.
- This product meets the requirements of IEC60947-5-1.



JSS48A



JSS48A Time Delay Relay

- JSS48A Time Delay Relay is applicable for controlling circuit @ A.C. 50Hz/60Hz, up to 380V rated control supply voltage and up to D.C. 240V rated control supply voltage as delay element to make/break circuit according to preset time.



JSZ3



JSZ3 Time Delay Relay

- JSZ3 Time Delay Relay is applicable for automatic control system, such as machine automatic control, and complete equipment automatic control, etc.



JSZ6



JSZ6 Time Delay Relay

- JSZ6 Time Delay Relay is applicable for automatic control system, such as machine tool automatic control, complete equipment automatic control, etc.



NKG3



NKG3 Time Switch

- NKG3 time switch (hereinafter referred to as time control switch) is used in automatic control circuits with a frequency of AC 50Hz (or 60Hz), a rated control supply voltage of up to 220V and a rated operational current of 3A to provide timed on-off control for street lamps, advertising lamps and similar equipment.



NKG3-M

CE

NKG3-M Time Switch

- NKG3-M time switch (hereinafter referred to as time control switch) is used in automatic control circuits with a frequency of AC 50Hz (or 60Hz), a rated control supply voltage of up to 220V and a rated operational current of 0.75A to provide timed on-off control for street lamps, advertising lamps and similar equipment.



NKG1

CE

NKG1 Time Switch

- NKG1 Time Switch is control element with time as control unit and can automatically turn on or turn off power supply of various consumer equipments according to preset time by user. The controlled objects are circuit equipments and household appliances such as street lamps, neon lamps, advertising lamps, manufacturing equipments, broadcast & television equipments, etc., which requires turning on and off at definite time.



KG10D

CE

cULus

EAC

KG10D Time Switch

- KG10D Time Switch can automatically turn on or turn off power supply of various consumer equipments according to preset time by user.
- The controlled objects are circuit equipments and household appliances such as street lamps, neon lamps, advertising lamps, manufacturing equipments, broadcast & television equipments, etc., which requires turning on and off at definite time.



KG10M

CE

cULus

KG10M Time Switch

- KG10M Time Switch can automatically turn on or turn off power supply of various consumer equipments according to preset time by user. The controlled objects are circuit equipments and household appliances such as street lamps, neon lamps, advertising lamps, manufacturing equipments, broadcast & television devices etc., which requires turning on and off at definite time.



KG316T

CE

KG316T Time Switch

- KG316T Time Switch can automatically turn on or turn off power supply of various consumer equipments according to preset time by user. The controlled objects are circuit equipments and household appliances such as street lamps, neon lamps, advertising lamps, manufacturing equipments, broadcast & television equipments, etc., which requires turning on and off at definite time.



NJJ7-H

CE

NJJ7-H Counting Relay

- The NJJ7-H Series Counting Relay is used as a counting control element
- Rated operation voltage: DC24V or AC/DC100~240V
- Contact capability: AC-15 220V/0.75A, 380V/0.47A, DC-13 220V/0.27A
- Number of counting digits: 6
- Ambient temperature: -5°C~+40°C



NJJ5-J

NJJ5-J Electronic Counter

- This product adopts microminiature design and is applicable for counting in various circuits.
- Rated voltage AC50Hz/60Hz AC/DC100V-240V, DC24V
- Current failure memory: >10 years
- Power consumption: About 1.5VA
- Installation mode: Panel type
- Ambient temperature: -5°C~+40°C



NJJ5-L

NJJ5-L Electronic Timer

- This product adopts microminiature design and is applicable for accumulating time in various circuits.



NJJ3

NJJ3 Counting Relay

- NJJ3 Counting Relay is applicable for controlling circuit A.C. 50Hz/60Hz, 240V rated voltage of control power supply and D.C. 240V rated voltage of control power supply as counting or counting control element.



NJJ7-M



NJJ7-M Counting Relay

- The NJJ7-M Series Counting Relay is used as a counting control element
- Rated operation voltage: DC24V or AC/DC100~240V
- Contact capability: AC-15 220V/0.75A, 380V/0.47A, DC-13 220V/0.27A
- Number of counting digits: At CR mode, 4-digit counting relay (4-digit red LED is counting value, 4-digit green LED is preset value)
At CT mode, 8-digit reversible summation counting relay (green LED is low 4-digit, red LED is high 4-digit)
- Ambient temperature: -5°C ~ +40°C



JDM15G

JDM15G Counting Relay

- JDM15G counting relay is used as a counting or counting control element in control circuits with an AC frequency of 50Hz or 60Hz and a rated control supply voltage of up to 240V and control circuits with a DC rated control supply voltage of up to 240V.



JDM1-48

JDM1-48 Counting Relay

- JDM1 series counting relay is used as a counting or counting control element in control circuits with an AC frequency of 50Hz or 60Hz and a rated control supply voltage of up to 380V and control circuits with a DC rated control supply voltage of up to 240V.



JDM3

JDM3 Electronic Counter

- JDM3 electronic counter has built-in lithium battery and small overall dimensions and is used to provide counting in various types of circuits.



SC3L

SC3L Electronic Timer

- SC3L electronic Timer has built-in lithium battery and small overall dimensions and is used to provide time accumulation in various types of circuits.



NJYW1

NJYW1 Floatless Relay

- NJYW1 Series Floatless Relay is used in control circuit @A.C. 50Hz/60Hz, up to 380V rated supply voltage for liquid level automatic control at places of civil water tower, high cistern, and underground conservation pool, etc.
- It is capable to realize automatic water supply control or water drainage control according to wiring requirement of user.
- This product is not applicable for level control for liquid with poor conductivity such as oil, pure water, flammable & explosive chemical liquid and high density sewage, etc.



JTB-714

JYB-714 Floatless Relay

- JYB-714 Series Floatless Relay is used in liquid level automatic control circuit @ AC 50Hz/60Hz, up to 380V rated supply voltage for liquid level automatic control at places of civil water tower, high cistern, and underground conservation pool etc.





NJA1-KG

The CE mark is displayed in a light blue square.

NJA1-KG Smart Relay

- NJA1-KG smart relay is suitable for timing on or off control in control circuit with rated control of power supply voltage of 110V ~ 240V, and rated insulation voltage up to 240V, and can also be used as time control component to turn on or off the circuit at a predetermined time.



NJA1-L

The CE mark is displayed in a light blue square.

NJA1-L Smart Relay


- NJA1-L smart relay is used as a logic control element in a control circuit with rated control power supply voltage of 110V to 240V and rated insulation voltage of up to 240V, and performs relevant operation according to the set program.



Socket

Time Relay Socket

- Various kinds of socket for different relays




CE

cULus

NJX-13FW Miniature Power Relay

- 3A, 5A, 10A switching capacity
- Wide range of coil ratings
- Fully sealed
- Certificate: CE, UL



CE

EAC

NJDC-17 Mainature Power Relay

- 3A,5A,10A switching capacity
- Wide range of coil ratings
- Fully sealed
- Certificate:CE
- Push-to-test button allows for manual operation of relay without the need for coil power
- Lock-down door holds pushbutton and contacts in the operate position when activated




CE

cULus

JQX-13F Miniature High-power Electromagnetic Relay

- Contact switching capability of 10A; a complete range of AC/DC specifications; enclosed in transparent dust cover, a variety of mounting types; various sockets available;
- Specifications with state indicators available;
- Certificaion: UL, CE;
- Models of the same type: LY2(N), HH62P(-L).



CE

cULus

EAC

JZX-22F Miniature Power Relay

- 3A, 5A switching current
- Various sockets available
- With indicator to be selected
- Full range of AC and DC coil
- Certificate: CE, UL
- Models of the same type: MY2N-J, HH52P(-L)



NJDC-12

CE

NJDC-12 Mainature Power Relay

- 7.5A switching current
- Various sockets available
- Wide range of coil ratings
- Certificate: CE
- Push-to-test button allows for manual operation of relay without the need for coil power
- Lock-down door holds pushbutton and contacts in the operate position when activated



JQX-10F

CE 

JQX-10F Miniature Power Relay

- 10A switching current
- Various sockets available
- Wide range of coil ratings
- Certificate: CE, UL




JTX

CE 

JTX Miniature Power Relay

- 10A switching current
- Various sockets available
- Wide range of coil ratings
- Certificate: CE, UL



JMK

CE 

JMK Miniature Power Relay

- 10A switching current
- With indicator to be selected
- Full range of AC and DC coil
- Certificate: CE, UL



NJX2

CE



NJX2 Miniature Electro-Magnetic Relay

- 10A switching current
- With indicator to be selected
- Full range of AC and DC coil
- Various sockets available



NJX3

CE

cULus

NJX3 Small-scale Electromagnetic Relay

- Coil voltage: AC24V
- Contact rating(Resistive): 15A/AC250V
- Contact forms : 1Z,2Z ,3Z
- Certificate: CE, UL;



Socket


Socket

- Various kinds of socket for different relays



NJMC1 Pulse Relay

- Contact switching current of up to 16A and 32A; a complete range of AC/DC specifications;
- NJMC1 pulse relay is a mechanical bistable relay that changes the contact state by inputting pulse signals.



NCC2 Magnetic Latching Relay

- NCC2 Latching relay used in electronic watt-hour meter. Contact switching current can reach 90A;
- The relay can stand 2400A peak current for 10ms;
- 4kV dielectric strength (between coil and contact)

LV Capacitor

Safe and reliable, easy to use







BZMJ



BZMJ Self-healing Shunt Capacitor

- Electric ratings: \leq AC1000V;
- Application: For improvement of power factor and power quality;
- Standards: IEC/EN 60831-1:2014;
- Rated capacity: 1~60kvar;
- Capacity error: -5~+10%;
- Filling with innocuous substance.



BKMJ

BKMJ Self-healing Shunt Capacitor

- Electric ratings: \leq AC1000V;
- Application: For raising the power factor, reducing the line loss and improving the voltage quality;
- Standards: IEC/EN 60831-1:2014;
- Rated capacity: 1~60kvar;
- Capacity error: -5~+10%;
- Filling with dry type flame retardant material;
- Small size, convenient installation, safe and reliable.



NWC1

NWC1 Self-healing Shunt Capacitor

- Electric ratings: \leq AC1000V;
- Application: For improvement of power factor and power quality;
- Standards: IEC/EN 60831-1:2014;
- Rated capacity: 5~100kvar;
- Capacity error: -5~+10%;
- Filling with innocuous substance.



NWC5

NWC5 Self-healing Shunt Capacitor

- Electric ratings: \leq AC1000V;
- Application: Newly developed energy-saving product for improvement of power factor and power quality;
- Standards: IEC/EN 60831-1:2014;
- Rated capacity: 1~50kvar;
- Capacity error: -5~+10%;
- Filling with innocuous substance.



NWC6

NWC6 Series Dry-type Low Voltage Shunt Capacitor

- Electric ratings: \leq AC1000V;
- Application: For improvement of power factor and power quality;
- Standards: IEC/EN 60831-1:2014;
- Rated capacity: 5~40 kvar;
- Capacity error: -5~+10%;
- The use of flame retardant materials, non-toxic, environmentally friendly.





JKF8



JKF8 Intelligent Low-voltage Reactive Power Compensation Controller

- JKF8 Intelligent Low-Voltage Reactive Power Compensation Controller (hereinafter referred to as "controller") is a dedicated controller; which can make compensations for the reactive power of low voltage distribution system;
- Operation voltage: $380V \pm 20\%$ or $220V \pm 20\%$.



NWK1-GR


NWK1-GR Series Low Voltage Reactive Power Compensation Controller

- High measurement accuracy, good effect of reactive power compensation;
- Reactive power optimization and grid monitoring;
- Harmonic analysis and data transmission;
- Sampling working voltage AC (100~800)V, suitable for reactive power compensation for power grids around the world.

Transformer

Stable & reliable for power conversion







NDK



NDK Control Transformer

- Electric ratings: AC 50Hz/60Hz;
- Application: for control power supply of apparatus, partial illumination and indicator light of machine tool and other mechanic equipments.
- Standards: Q/ZT 258.



JBK5



JBK5 Control Transformer

- Application: JBK5 series control transformers are suitable for AC circuit of 50Hz/60Hz, used as control sources for various mechanical equipment and general electrical appliances, and used as power supplies for work lighting and signal lamps.
- Standards: Q/ZT 205.
- Maximum capacity: 2500VA



SG

SG Three-phase Air-immersed Transformer

- Application: SG series Three-phase Air-immersed Transformer, is natural cooling indoor, it is applicable to the circuit of AC 50Hz/60Hz, 1000V and below.
- It can be used in control power of machine tool and mechanical equipment small type power as well as work lighting and signal lamp power.



CKSG

CKSG Series low-voltage Series-connected Reactor

- Product standards: Q/ZT 809.
- The clamps of reactor have been subject to anti-corrosion treatment.
- Reactors can be divided into three-phase and single-phase types, both of them are dry-type iron-core reactors.



TND1 Single-phase Automatic AC Voltage Regulator

TNS1 Three-phase Automatic AC Voltage Regulator

- TND1/TNS1 series full-automatic AC voltage regulator collects sample and amplifies it and automatically control circuit, and drives the servomotor to rotate the rocker arm and brush in required direction, and finally adjusts the output voltage to the rated value, finally reaches the aim of stabilizing the voltage.
- Elegant appearance, compact structure, light weight, low loss, complete protection functions, stable and reliable, low output waveform distortion and so on.
- Ambient temperature: $-5^{\circ}\text{C}\sim+40^{\circ}\text{C}$.
- Relative humidity $\leq 90\%$ (at $+25^{\circ}\text{C}$).
- Altitude: $\leq 2000\text{m}$.
- Working environment: Indoors, be free from chemical deposition, dirt, harmful corrosive medium, or flammable or explosive gas.



TND3 Automatic AC Voltage Regulator

- TND3 series automatic AC voltage regulator supplies power for equipment such as computers, duplicating machines, industrial precision equipment, medical apparatuses, household electrical appliances, etc.
- Ambient temperature: $-5^{\circ}\text{C}\sim+40^{\circ}\text{C}$.
- Working environment: Indoors, be free from chemical deposition, dirt, harmful corrosive medium, or flammable or explosive gas.



TND6 Automatic AC Voltage Regulator

- Standard compliant: Q/ZT 78
- Input voltage range: $130\text{V}\sim 250\text{V}$, the output voltage: $220\text{V}\times(1\pm 4\%)$.
- Wide input voltage range of $130\text{V}(110\text{V})\sim 250\text{V}$; strong load-carrying capacity.
- Low voltage stabilization function: it can still output 220V at the lowest input voltage of 130V .
- Adopt the dual protection system for output and input, overheat protection breaking input, overvoltage and undervoltage protection breaking output; complete protection functions.
- Wide applicable load types; suitable for areas with large voltage fluctuation of power network or low voltage of power network.



TM



TM Ultra-low Voltage Automatic AC Voltage Regulator

- TM Ultra-low Voltage Automatic AC Voltage Regulator adopts electronic circuitry and control relay to change the transformer tap to adjust the output voltage. The product of series has various functions of protecting for over-voltage and short circuit and so on. It is small volume, elegant appearance and has been widely used in the area where the mains voltage has sharp fluctuation or has sharp seasonal variation. It is the ideal protective device for a great variety of instrument.
- Ambient temperature: $-5^{\circ}\text{C} \sim +40^{\circ}\text{C}$.
- Altitude: $\leq 3000\text{m}$.
- Rated frequency: 50Hz.



TNDZ(DBW)/TNSZ(SBW)

TNDZ(DBW), TNSZ(SBW) Series Pillar Type AC Automatic Regulator with Compensated

- Used in the application requiring stable voltage, such as telecommunication, broadcasting & TV, elevator, silicone controlled apparatus, numerical control machine tool, and various production lines, etc.
- Rated capacity: 30KVA~600KVA
- Rated output current: 45.5A~912A
- Temperature: $-5^{\circ}\text{C} \sim +40^{\circ}\text{C}$;
- Altitude: $\leq 1000\text{m}$;
- Relative humidity: 15%~90%(20°C).



DBW-JW, SBW-JW

DBW-JW, SBW-JW Industrial-grade Contactless intelligent voltage Regulator

- Standard compliant: YD/T 1270
- CUP intelligent control, stable and reliable digital circuit.
- Intelligent instrument displays voltage and current values in real time clearly and accurately.
- Three-phase modulation; unbalance degree of the output voltage is less than 1% to ensure the accuracy of each phase output voltage is unchanged; no contact, no wear and maintenance-free.
- High-speed response: Voltage stabilization response time is within 40ms; it does not affect the voltage of any computer automation, equipment and apparatus.
- High precision. Output voltage accuracy of the product can be set within $\pm 1\% \sim \pm 5\%$; the maximum voltage stabilization accuracy is $\pm 1\%$.
- Strong anti-interference and purification ability makes the output power completely pure.
- Complete protection functions. It is provided with overload, overvoltage, undervoltage, short circuit and other fault display and protection functions to ensure the safe operation of voltage stabilizer and load; overcurrent protection limit can be set arbitrarily.
- Strong adaptability to power grid and load; reliably, continuously and stably operate under various severe power grids and complex loads.



BH-0.66 I



BH-0.66 I Current Transformers

- For busbar and cable
- To be used in combination, with measurement instruments: ammeters, watt-hour meters, measurement units, control relays, etc.
- Max. voltage rating U_e : 660 V
- Secondary current I_{sn} : 5A
- Standards: IEC 61869-2



SDH-0.66II

SDH-0.66 Current Transformers

- For busbar
- To be used in combination with measurement instruments: ammeters, watt-hour meters, measurement units, control relays, etc.
- Max. voltage rating U_e : 660 V
- Secondary current I_{sn} : 5A
- Standards: IEC 61869-2



BH-0.66III

BH-0.66 III Current Transformers

- For busbar and cable
- To be used in combination with measurement instruments: ammeters, watt-hour meters, measurement units, control relays, etc.
- Max. voltage rating U_e : 660 V
- Secondary current I_{sn} : 5A
- Standards: IEC 61869-2



RCT

RCT Current Transformers

- To be used in combination with measurement instruments: ammeters, watt-hour meters, measurement units, control relays, etc.
- Max. voltage rating U_e : 660 V
- Secondary current I_{sn} : 5A
- Standards: IEC 61869-2



MES

MES Current Transformers

- To be used in combination with measurement instruments: ammeters, watt-hour meters, measurement units, control relays, etc.
- Max. voltage rating U_e : 660 V
- Secondary current I_{sn} : 5A
- Instrument security factor (FS): 5
- Standards: IEC 61869-2



PC-UPS

PC-UPS Series Backup Uninterruptible Power Supply

- Full-plastic enclosure, features simple, compact and generous design;
- Ultra-wide mains input range, automatically adjust mains voltage boosting and dropping, and stabilize voltage output;
- Superior microprocessor ensures reliable operation;
- LCD touch screen, easy to operate;
- Output analog sinewave, with auto restart function after mains supply restored and shutdown charging function.



HP-UPS

HP-UPS Series Online Uninterruptible Power Supply

- Truly realize online double-conversion, the conversion time from mains mode to battery mode is 0 ms. Microprocessor control ensures high reliability;
- Input power factor correction, the output power factor is up to 0.8;
- Wide voltage input range 110V-300V, for use in harsh power grid environment;
- Frequency support 50/60 Hz adaptive, efficient frequency conversion mode;
- Simple operation and control through LCD display, and integrate display of state of UPS monitoring;
- Features small size, easy operation, high power density, strong stability, cost-effective, wide application.




GP-UPS

GP-UPS Series Online Uninterruptible Power Supply


- Digital control online double conversion technology;
- This series provides with built-in output isolation transformer as standard, with low output power clutter. Industrial-strength design is suitable for a wide range of harsh conditions, areas and environments, and has excellent performance especially in the harsh environment;
- Front maintenance design, providing with maintenance bypass switch as standard, designed for various different loads and with multiple communication interfaces;
- Support wrong phase input and rectifier without N wire.

Switch Disconnect

Flexible operation, reliable and stable



ctor





HH15-QA/QP Switch Disconnecter

- Mainly used in the distributing and motor circuit which has high short-circuit current, and acted as main switch or master switch infrequently operated by hand, it is particularly suitable in the relative high class with drawable low voltage complete equipment.
- They provide safety isolation and protection against overcurrent for any low voltage electrical circuit.
- Standard: IEC/EN 60947-3
- Rated current: 125~3150A



NH40 Switch Disconnecter

- NH40 series switch-disconnector is applicable for AC 50Hz, rated voltage AC 690V and below, DC 440V and below, rated current up to 3150A.
- It can be applied for manually infrequent making & breaking and disconnecting of the circuit. Products with Ith under 1000A can be used as load break switch. They provide safety isolation for any Low voltage circuit.
- Standard: IEC/EN60947-3.
- Rated current: 16~630A



HH15-QSA Fuse-switch Disconnecter

- Mainly used in the distributing and motor circuit which has high short-circuit current, and acted as main switch or master switch infrequently operated by hand, it is particularly suitable in the relative high class with drawable low voltage complete equipment.
- They provide safety isolation and protection against overcurrent for any low voltage electrical circuit.
- Standard: IEC/EN 60947-3.
- Rated current: 63~630A



NHR17



NHR17 Fuse-switch Disconnecter

- NHR17 series fuse-switch disconnecter is a new product developed by our company.
- Rated insulation voltage up to 800V, rated operational voltage up to 690V.
- Rated operational current up to 630A, rated frequency 50Hz, in the distribution circuit and motor circuit which has high short-circuit current as the power switch, isolating switch, emergency switch as well as circuit protection, but normally it is not used to make and break a single motor directly.
- Standard: IEC/EN 60947-3.
- Rated current: 160~630A.




NHR40



NHR40 Fuse-switch Disconnecter

- NHR40 series switch-disconnector with fuse is applicable in the circuit of AC50Hz, rated voltage AC690V and below, DC440V and below, rated current up to 630A.
- NHR40 series are infrequently manually operated multipolar fuse combination switches,
- They break or switch off on load and provide safely isolation and protection against overcurrent for any voltage electrical circuit.
- Standard: IEC/EN 60947-3.
- Rated current: 160~630A.



HRT40



NHRT40 Vertical Fuse-switch Disconnecter

- NHRT40 series are infrequently manually operated multipolar fuse combination switches,
- They break or switch off on load and provide safely isolation and protection against overcurrent for any voltage electrical circuit.
- Standard: IEC/EN 60947-3.
- Rated current: 160~630A.



NZ7



NZ7 Automatic Transfer Switching Equipment

- Applicable to the three-phase four-line two-circuit power supply network with an AC power frequency of 50Hz, rated operational voltage of AC400V, and rated operational current of up to 630A, the NZ7 series automatic transfer switching equipment can automatically connect one or several loads from one power source to another to ensure the normal power supply of the load circuit.
- This product is applicable to the important places such as industrial, commercial, and storied buildings, and residential houses.
- Certificate: KEMA.
- Execution standard: IEC/EN 60947-6-1.



HH15/QAS/QPS/QSS

HH15/QAS/QPS/QSS Changeover Switch

- Mainly used in the distributing and motor circuit which has high short-circuit current, and acted as main switch or master switch infrequently operated by hand, it is particularly suitable in the relative high class with drawable low voltage complete equipment.
- They provide safety isolation and protection against overcurrent for any low voltage electrical circuit.
- Standard: IEC/EN 60947-3.
- Rated current: 125~3150A.



NH40S

NH40S Changeover Switch

- Mainly used in the distributing and motor circuit which has high short-circuit current, and acted as main switch or master switch infrequently operated by hand, it is particularly suitable in the relative high class with drawable low voltage complete equipment.
- They provide safety isolation and protection against overcurrent for any low voltage electrical circuit.
- Standard: IEC/EN 60947-3.
- Rated current: 160~630A.



NH40SZ

NH40SZ Automatic Changeover Switch

- NH40SZ automatic changeover switch disconnecter can realize automatic and manual changeover between normal and back up power supply power, and stop power supplying to load when changeover process of power supply is carried out.
- The switch is applicable for two circuits power supply and in the condition which requires high quality power supply.
- Standard: IEC/EN 60947-3. 60947-6.
- Rated current: 16~1600A.

Machines Tool Apparatus

Full series of components choice







NRZ28-20



NRZ28-20 Fuses for Protecting Solar Photovoltaic System

- Standards compliant: GB/T 13539.6, IEC60269-6
- Rated voltage not exceeding DC1000V
- Rated current not exceeding 20A
- Rated short-circuit capacity not exceeding 20kA
- Breaking range and use category: gPV type
- CQC, TUV, CE and other domestic and international certification have been obtained.



CRT36-00

CRT36-00 DC Fuse Protector

- Standards compliant: GB/T 13539.4, IEC 60269-4
- Rated voltage: to DC80V
- Rated current range: 2A ~ 600A complete current specifications
- Rated breaking capacity: 25kA
- Breaking range and use category: gS type
- RX1 signal fuses can be equipped with to achieve remote function.
- Fuses special for communications industry have obtained CCC certificate and TUV certification.



NRT36



NRT36 Knife Contact Fuse Protector

- Standards compliant: GB/T 13539.2, IEC 60269-2
- Rated voltage: to AC690V
- Rated current range: 2A ~ 160A complete current specifications
- Rated breaking capacity: 120kA
- Breaking range and use category: gG type
- RX1 signal fuses can be equipped with to achieve remote function.
- Fuses special for communications industry have obtained CCC certificate and TUV certification.



NRT28



NRT28 Cylindrical Contact Caps Fuse Holder

- Standards compliant: GB/T 13539.2, IEC60269-2
- Rated voltage: 500V
- Rated current range: 32~125A
- Mainly used for electrical circuit overload and short circuit protection
- NRT28 series holder can be used with RT28-32、RT28-63、RT29-125 "gG" type fuse



RT28



RT28 Cylindrical Contact Caps Fuse Protector

- Standards compliant: GB/T 13539.2, IEC60269-2
- Rated voltage: to AC500V
- Rated current range: 32A ~ 63A
- Rated breaking capacity: 100kA
- Breaking range and use category: gG type
- Support member of the fuse can be equipped with lamp (X), and the instruction is more clear
- Patented appearance, modular design, practical and good-looking
- Rail mounting, easy and fast
- Mainly used for electrical circuit overload and short circuit protection
- Warm reminder: this type of fuse is not recommended for capacitor cabinet; it is recommended to use RT36 type for replacement.



RT29



RT29 Fuse with Cylindrical Cap

- Standards compliant: GB/T 13539.2, IEC 60269-2
- Rated voltage: AC500V
- Rated current range: 2A ~ 125A complete current specifications
- Rated breaking capacity: 100kA
- Breaking range and use category: gG type
- Fuse link of the impactor is equipped with, and it has the phase loss protection function as the motor.
- Mainly used for electrical circuit overload and short circuit protection
- Warm reminder: this type of fuse is not recommended for capacitor cabinet; it is recommended to use RT36 type for replacement.




RT36



RT36 Knife Contact Fuse Protector

- Standards compliant: GB/T 13539.2, IEC60269-2
- Rated voltage: to AC690V
- Rated current range: 4A ~ 1250A complete current specifications
- Rated breaking capacity: up to 120kA safer
- Breaking range and use category: gG type
- Open structure, good heat dissipation condition
- Self design, use more confident with CHINT special models
- RX1 signal fuses can be equipped with to achieve remote function.
- Mainly used for electrical circuit overload and short circuit protection




SAK



SAK Terminal Blocks

- Standards compliant: GB/T 14048.7, IEC 60947-7-1
- Rated working voltage: AC 690V
- Rated cross-sectional area: 2.5mm²~70mm²
- 10 pieces of conventional terminal are assembled into 1 strip
- TH35-type guide rail can be used for installation




JXB



JXB Terminal Blocks

- Standards compliant: GB/T 14048.7, IEC 60947-7-1
- Rated working voltage: AC 690V
- Rated cross-sectional area: 2.5mm²~70mm²
- 10 pieces of conventional terminal are assembled into 1 strip
- TH35-type guide rail can be used for installation



JCUK



JCUK Terminal Blocks

- Standards compliant: GB/T 14048.7, IEC 60947-7-1
- Rated working voltage: AC 690V
- Rated cross-sectional area: 2.5mm²~150mm²
- Built-in wiring mode, with finger protection function
- Use the high strength engineering plastic, safe and environmental protection
- TH35-type guide rail can be used for installation



TB Terminal Blocks

- Standards compliant: GB/T 14048.7, IEC 60947-7-1
- Rated working voltage: AC 600V
- Rated working current: 15A-100A
- Conventional terminals become strips separately
- Screws are used for fixed installation



TC Terminal Blocks

- Standards compliant: GB/T 14048.7, IEC 60947-7-1
- Rated working voltage: AC 600V
- Rated working current: 60A-600A
- Conventional terminals become strips separately
- Screws are used for fixed installation



TH35-7.5(C45) Rail



LW32



LW32 Universal Change-over Switch

- Standards compliant: GB/T 14048.5, IEC 60947-5-1
- Use category: AC-15,DC-13
- Rated voltage: AC-15,AC 380V
DC-13,DC 220V
- Rated current: AC-15 2.6A,DC-13 0.27A
- Various types, wide range of uses
- Used to convert electrical control circuit (can also directly control small capacity motor starting, reversible conversion, transmission etc.)



HZ10

HZ10 Combination Switch

- Standards compliant: GB/T 14048.3, IEC 60947-3
- Use category: AC-22A AC-3 DC-21A
- Rated voltage: AC-22A AC-3 380V DC-21A 220V
- Rated current: AC-22A 10A,25A,60A,100A
DC-21A 10A,25A,60A,100A
- Widely used in the field of motor, with good electric stability and thermal stability, etc.
- Infrequently used for manual making and breaking of the motor circuits.



YBLX-ME



YBLX-ME Travel Switch

- Standards compliant: GB/T 14048.5, IEC 60947-5-1
- Use category: AC-15 DC-13
- Rated voltage: AC-15 380V DC-13 220V
- Rated current: AC-15 0.8A DC-13 0.16A
- Conventional thermal current:5A
- Compact size,quick action, diverse operating methods
- Used for the automatic control of machine tool, limiting action of motion mechanism and controlling stroke or program occasion



YBLX-WL



YBLX-WL Travel Switch

- Standards compliant: GB/T 14048.5, IEC 60947-5-1
- Use category: AC-15 DC-13
- Rated voltage: AC-15 380V DC-13 220V
- Rated current: AC-15 0.79A DC-13 0.15A
- Conventional thermal current:5A
- A variety of operating and installation methods meet the requirements of various occasions
- Used for the automatic control of machine tool, limiting action of motion mechanism and controlling stroke or program occasion



YBLX-CK

YBLX-CK Travel Switch

- Standards compliant: GB/T 14048.5, IEC 60947-5-1
- Use category: AC-15 DC-13
- Protection level: IP52
- Rated working voltage: AC 380V DC220V
- Rated control current: AC 0.8A DC 0.16A
- Conventional thermal current: 5A
- Used for the automatic control of machine tool, limiting action of motion mechanism and controlling stroke or program occasion



YBLX-P1

CE

YBLX-P1 Travel Switch

- Standards compliant: GB/T 14048.5, IEC 60947-5-1
- Use category: AC-15 DC-13
- Rated voltage: AC-15 380V, DC-13 220V
- Rated current: AC-15 0.8A, DC-13 0.15A
- Conventional thermal current: 10A
- A variety of operating and installation methods meet the requirements of various occasions
- Used for the automatic control of machine tool, limiting action of motion mechanism and controlling stroke or program occasion



YBLX-K1

CE

YBLX-K1 Travel Switch

- Standards compliant: GB/T 14048.5, IEC 60947-5-1
- Use category: AC-15 DC-13
- Rated voltage: AC-15 380V, DC-13 220V
- Rated current: AC-15 0.8A, DC-13 0.15A
- Conventional thermal current: 5A
- Compact size, quick action
- Used for the automatic control of machine tool, limiting action of motion mechanism and controlling stroke or program occasion



YBLX-K3

CE

YBLX-K3 Travel Switch

- Standards compliant: GB/T 14048.5, IEC 60947-5-1
- Use category: AC-15 DC-13
- Rated voltage: AC-15 380V, DC-13 220V
- Rated current: AC-15 0.8A, DC-13 0.15A
- Conventional thermal current: 10A
- Compact size, quick action
- Used for the automatic control of machine tool, limiting action of motion mechanism and controlling stroke or program occasion



YBLX-10 Travel Switch

- Standards compliant: GB/T 14048.5, IEC 60947-5-1
- Use category: AC-15 DC-13
- Rated voltage: AC 380V DC 220V
- Rated current: AC 0.79A DC 0.091A
- Conventional thermal current: 10A
- Sealing function available, meets the demand of water-proof occasions
- Used to control the stroke occasion of translation mechanism of the lifting equipment



YBLX-19 Travel Switch

- Standards compliant: GB/T 14048.5, IEC 60947-5-1
- Use category: AC-15 DC-13
- Rated voltage: AC 380V DC 220V
- Rated current: AC 0.79A DC 0.1A
- Conventional thermal current: 5A
- A variety of operating methods meet the requirements of various occasions
- Used for the automatic control of machine tool, limiting action of motion mechanism and controlling stroke or program occasion



YBLT-3, YBLT-4

YBLT-3, YBLT-4 Foot Switch

- Standards compliant: GB/T 14048.5, IEC 60947-5-1
- Use category: AC-15 DC-13
- Rated working voltage: AC 380V, DC 220V
- Rated control current: AC 0.79A, DC 0.14A
- Conventional thermal current: 3A
- Used to control the machine tool electrical, medical equipment, etc.



YBLT-EKW/5A/B

YBLT-EKW/5A/B Foot Switch

- Standards compliant: GB/T 14048.5, IEC 60947-5-1
- Use category: AC-15 DC-13
- Rated voltage: AC 380V DC 220V
- Rated current: AC 0.8A DC 0.16A
- Conventional thermal current: 5A
- Used to control the machine tool electrical, medical equipment, etc.



YBLT-FS/1

YBLT-FS/1 Foot Switch

- Standards compliant: GB/T 14048.5, IEC 60947-5-1
- Use category: AC-15 DC-13
- Rated voltage: AC 380V DC 220V
- Rated current: AC 0.79A DC 0.14A
- Conventional thermal current: 5A
- Used to control the machine tool electrical, medical equipment, etc.



YBLT-FS/201

YBLT-FS/201 Foot Switch

- Standards compliant: GB/T 14048.5, IEC 60947-5-1
- Use category: AC-15 DC-13
- Rated voltage: AC 380V DC 220V
- Rated current: AC 0.8A, DC 0.16A
- Conventional thermal current: 5A
- Used to control the machine tool electrical, medical equipment, etc.



CE

YBLXW-5 Microswitch

- Standards compliant: GB/T 14048.5, IEC 60947-5-1
- Use category: AC-15 DC-13
- Rated voltage: AC 380V, DC 220V
- Rated current: AC 0.79A, DC 0.14A
- Protection level: IP52
- Product features: complete model, superior performance, high performance price ratio, wide range of application, etc.
- Applications: mainly used for the stroke control, limit protection and interlocking of the mechanical equipment of machinery, textile, light industry, electronic instrument



CE

YBLXW-6 Microswitch

- Standards compliant: GB/T 14048.5, IEC 60947-5-1
- Use category: AC-15 DC-13
- Rated voltage: AC 380V, DC 220V
- Rated current: AC 0.79A, DC 0.14A
- Protection level: IP52
- Operating frequency: 40 times / min
- Product features: flexible action, high reliability, wide range of application
- Applications: mechanical automatic control, limiting movement, action or procedure control of transmission mechanism



CE

JD Electromagnetic Speed-adjustable Motor Controller

- JD electromagnetic speed-adjustable motor controllers are products designed jointly (uniformly) nationwide by the former Ministry of Machinery Industry and used for the speed control of electromagnetic speed-adjustable motor (slip motor) to achieve constant torque stepless speed regulation. This controller applies only to slip motor, not to general motor.

Asia Pacific

China

Zhejiang CHINT Electrics Co., Ltd.

Add (Shanghai): A3 Building, No. 3655 Sixian Road, Songjiang Shanghai 201614
Tel: +86-21-5677 7777
Fax: +86-21-5677 7777
E-mail: global-sales@chintglobal.com

Singapore

CHINT GLOBAL PTE. LTD.

Add: 8 Kallang Avenue #04-06/09 Aperia Office Tower 1 Singapore 339509
Tel: +65 6329 3110
Fax: +65 6329 3159

SUNLIGHT ELECTRICAL Singapore

Address: 1 Third Chin Bee Road Singapore 618679
Tel: +65 6741 9055
Fax: +65 6265 4586
Email: sales@sunlightgroup.com

India

CHINT India Energy Solution Private limited

Discovery Tower Plot No. A-17 Ground Floor Industrial Area Sector 62 Noida -201309
India Hotline: - 18002707977
Company: - +91 1202975057
E-mail: marketing@chint.co.in

Philippines

CHINT ELECTRIC CO., LID. PHILIPPINE BRANCH

Add: Unit 201, Taipan Place, F. Ortigas Jr. Road, Ortigas Center, Pasig City, Metro Manila, Philippines

Indonesia

PT. CHINT INDONESIA

Add: Prima Center 1 Complex, Block C 9-10 Pool PPD Road. Pesing Poglar No. 11. Jakarta Barat - 11710
Tel: +62-21-5436-3000

Vietnam

CHINT Vietnam Holding Co., Ltd

Add: So 2Bis-4-6, Le Thanh Ton, P. Ben Nghe Quan 1, Ho Chi Minh
Tel: +84 028 38270015
E-mail: Marketing.vn@chintglobal.com

SUNLIGHT ELECTRICAL VIETNAM

Add: 20 Doc Lap Ave, VSIP, Thuan An City, Binh Duong Province, Vietnam
Tel: +84-0274-3743505
Email: sales.sev@sunlightgroup-vn.com.vn

Cambodia

SCHNEITEC CHINT CO., LTD.

Add: Ansor Kdam Village, Sna Ansa Commune, Krokro District, Pursat Province, Kingdom of Cambodia
Tel: +855 095353268